



Club Health Assessment for DISTRICT 3242 A through October 2025

			Status	Membership						Reports					Finance	LCIF
Club Number	Club Name	Charter Date	Times in Status Quo in Past 2 Years	Current Member Count **	YTD Members Added	YTD Members Dropped	YTD Net Growth% ***	Member Count 1 Year Ago	Dropped Members Avg.Length of Service	Months Since Membership Update	Current Officers Reported ****	Current President Repeated Term	VP Reported *****	Last Date Reported Service (mm/yyyy)	Account Balance	YTD Donations
Clubs less than two years old																
185949	Alangulam Perfect Winners	07/31/2025	Active	20	20	0	100.00%	0		3	Y				90+ Days	
181116	Aruppukottai Royal	02/27/2025	Active	21	0	0	0.00%	0		4	Y		N	09/2025		
189185	Azhagiamandapam Winners	09/26/2025	Newly Chartered	20	21	1	100.00%	0	12	0	Y		N	10/2025		
180627	Kariapatti Jasmine	01/31/2025	Active	22	3	0	15.79%	0		2	Y	2	N	10/2025		
172381	KARIAPATTI PERFECT	06/26/2024	Active	27	3	1	8.00%	20	1	1	Y			10/2025		
182499	Kariapatti Royal	05/30/2025	Active	23	3	0	15.00%	0		3	Y	2	N	07/2025	90+ Days	
178610	Karivalamvanthanallur	09/13/2024	Active	20	0	0	0.00%	20		13	Y				90+ Days	
185877	Kariyapatti Queens	07/30/2025	Active	21	21	0	100.00%	0		1	Y		N	10/2025		
171568	Karungal Kings	05/10/2024	Active(1)	16	0	0	0.00%	18		2	Y				90+ Days	
180820	Korampallam	02/11/2025	Active	21	0	0	0.00%	0		8	N	None			90+ Days	
181577	Kovilpatti Prakasham	03/27/2025	Active	185	0	0	0.00%	0		3	N	None			90+ Days	
190498	Kulasekharam Town	10/22/2025	Newly Chartered	20	20	0	100.00%	0		0	Y					
178150	Mudukulathur Prakasham	08/28/2024	Active	20	0	0	0.00%	20		14	N	None		09/2024	90+ Days	
177324	Nagercoil City Crown	08/14/2024	Active	19	2	0	11.76%	20		3	N	None		10/2024	90+ Days	
177505	Pandalkudi Prakasham	08/12/2024	Active	20	0	0	0.00%	20		14	N	None		09/2024	90+ Days	
190567	Pannaivilai Winners	10/22/2025	Newly Chartered	20	20	0	100.00%	0		0	Y					
172973	PARAMAKUDI COTTON CITY	07/05/2024	Active	28	1	0	3.70%	21		0	Y		N	07/2025		
157424	Pootteti Perfect Treasure Village	02/19/2024	Active	10	0	0	0.00%	20		4	N	None			90+ Days	
181581	Ramanathapuram Friends	03/28/2025	Active	7	0	7	-50.00%	0	0	2	Y			10/2025		
181324	Ramanathapuram Melvin	03/10/2025	Active	5	0	15	-75.00%	0	0	3	N	2			90+ Days	
182353	Rameswaram Dynamic	05/21/2025	Active	5	0	15	-75.00%	0	0	3	Y	2			90+ Days	
174211	Rameswaram Prakasham	07/09/2024	Active(1)	3	0	0	0.00%	21		4	Y	2		10/2024	90+ Days	
182999	Samusigapuram	06/23/2025	Active	20	0	0	0.00%	0		1	Y	2		09/2025		
174729	Sankarankovil Ambal	07/11/2024	Active	20	0	0	0.00%	20		15	Y			10/2024	90+ Days	
182190	Sankarankovil Dynamic	05/12/2025	Active	20	0	17	-45.95%	0	0	1	Y	2			90+ Days	



Club Health Assessment for DISTRICT 3242 A through October 2025

			Status	Membership						Reports				Finance		LCIF
Club Number	Club Name	Charter Date	Times in Status Quo in Past 2 Years	Current Member Count **	YTD Members Added	YTD Members Dropped	YTD Net Growth% ***	Member Count 1 Year Ago	Dropped Members Avg.Length of Service	Months Since Membership Update	Current Officers Reported ****	Current President Repeated Term	VP Reported *****	Last Date Reported Service (mm/yyyy)	Account Balance	YTD Donations
178601	Sankarankovil Prakasham	09/13/2024	Active	20	0	0	0.00%	20		1	N				90+ Days	\$1,000.00
185880	Sivakasi Winners	07/30/2025	Active	28	31	3	100.00%	0	2	0	Y			08/2025	90+ Days	
181299	Thingal Nagar Victory	03/10/2025	Active	14	1	1	0.00%	0	3	3	Y	2	N			
172097	Tirunelveli Perfect Challengers	06/12/2024	Active	26	13	0	100.00%	21		0	Y		N	10/2025		
180343	Tirunelveli Prakasham	01/13/2025	Active	16	0	0	0.00%	0		4	Y		N	08/2025		
181323	Vallioor Gold	03/10/2025	Active	26	6	0	30.00%	0		0	Y	2				
186955	Vallioor Universal Winners	07/30/2025	Active	20	20	0	100.00%	0		3	Y				90+ Days	
Clubs more than two years old																
109036	AKSHAYA CHATRAPATTI	08/06/2010	Active	64	0	0	0.00%	60		4	Y		N	03/2025		\$2,000.00
	Exc Award (06/30/2020, 06/30/2023)															
43948	ALANGULAM	05/31/1984	Active	44	0	0	0.00%	64		0	Y			10/2024	90+ Days	
	Exc Award (06/30/2017, 06/30/2020, 06/30/2023)															
139221	Alangulam Pearl City	07/26/2019	Active	26	6	0	30.00%	24		2	Y		N	07/2025		
	Exc Award (06/30/2023)															
31833	AMBASAMUDRAM	03/05/1976	Active	43	0	0	0.00%	41		1	Y		R	12/2024		
	Exc Award (06/30/2020, 06/30/2023)															
55851	ANJUGRAMAM	06/20/1994	Active	37	0	0	0.00%	44		4	Y		N	02/2024		
	Exc Award (06/30/2017, 06/30/2021)															
55271	ARALVAIMOZHY	02/01/1994	Active	22	7	0	46.67%	17		1	Y		R	01/2025		
	Exc Award (06/30/2023)															
50398	ARUMANAI	04/03/1990	Active(2)	20	7	2	33.33%	13	24	2	Y	2	N	07/2025		
64175	ARUMUGANERI	04/18/2001	Active	47	0	0	0.00%	44		4	Y		N	01/2025		
	Exc Award (06/30/2017, 06/30/2020, 06/30/2023)															
26466	ARUPPUKOTTAI	01/24/1974	Active(1)	56	5	0	9.80%	36		1	Y		R	01/2025	90+ Days	
	Exc Award (06/30/2020, 06/30/2023)															
104663	AZHAGAPPAPURAM	02/10/2009	Active	23	0	0	0.00%	23		14	Y	2		06/2025		
	Exc Award (06/30/2019)															
51317	BHOOTHAPANDI-THITTUVIAL AI	02/13/1991	Active(1)	22	0	1	-4.35%	23	2	3	Y		N	03/2023		
	Exc Award (06/30/2023)															



Club Health Assessment for DISTRICT 3242 A through October 2025

INTERNATIONAL

			Status	Membership					Reports					Finance		LCIF
Club Number	Club Name	Charter Date	Times in Status Quo in Past 2 Years	Current Member Count **	YTD Members Added	YTD Members Dropped	YTD Net Growth% ***	Member Count 1 Year Ago	Dropped Members Avg.Length of Service	Months Since Membership Update	Current Officers Reported ****	Current President Repeated Term	VP Reported *****	Last Date Reported Service (mm/yyyy)	Account Balance	YTD Donations
111071	CHERANMAHADEVI TOWN	05/13/2011	Active(1)	24	0	0	0.00%	23		1	Y		N	08/2025		
	Exc Award (06/30/2020, 06/30/2022, 06/30/2023)															
121763	Colachel Port City	04/03/2014	Active(2)	23	0	0	0.00%	28		4	Y		IP	07/2022	90+ Days	
	Exc Award (06/30/2020, 06/30/2023)															
140234	Courtallam Aruvikal Nagar Pearls	11/29/2019	Active	14	0	0	0.00%	17		4	Y			10/2024	90+ Days	
140556	Courtallam Pearl City	12/19/2019	Active	27	6	0	28.57%	23		1	Y		N	05/2023		
	Exc Award (06/30/2023)															
97035	COURTALLAM VICTORY	04/27/2006	Active	41	0	0	0.00%	40		3	Y		N	10/2025		
	Exc Award (06/30/2017, 06/30/2020, 06/30/2022, 06/30/2023)															
63147	EATHAMOZHY CENTRAL	05/05/2000	Active(1)	11	0	0	0.00%	18		5	Y		N	07/2025		
	Exc Award (06/30/2017, 06/30/2020)															
54483	ELAYIRAMPANNAI	05/17/1993	Active(1)	29	2	0	7.41%	36		2	Y			10/2025		
	Exc Award (06/30/2017, 06/30/2020, 06/30/2022, 06/30/2023, 06/30/2024)															
109378	ERAL TOWN	09/29/2010	Active(1)	16	0	0	0.00%	0		6	N	2	R	03/2023		
	Exc Award (06/30/2020, 06/30/2023)															
104911	KADAYAM BHARATHY	03/06/2009	Active(1)	17	3	1	13.33%	15	0	1	Y			09/2025	90+ Days	
	Exc Award (06/30/2020, 06/30/2023)															
57066	KADAYANALLUR	06/13/1995	Active	37	0	0	0.00%	37		15	N	None		04/2025	90+ Days	
	Exc Award (06/30/2017, 06/30/2020, 06/30/2023)															
54884	KALIAKKAVILAI TOWN	09/17/1993	Active(2)	4	0	0	0.00%	5		4	Y	6		07/2022	90+ Days	
109388	KAMUTHI TOWN	09/29/2010	Active	29	0	0	0.00%	32		4	N	None		10/2024		
	Exc Award (06/30/2019, 06/30/2020, 06/30/2023)															
125695	Kanniseripudhur	08/26/2015	Active(2)	14	0	2	-12.50%	20	8	3	Y			07/2023	90+ Days	
	Exc Award (06/30/2020, 06/30/2023)															
64739	KANNIYAKUMARI SUN CITY	10/23/2001	Active	15	1	0	7.14%	18		1	Y		N	06/2023		\$1,000.93
	Exc Award (06/30/2020, 06/30/2023)															
50048	KARINGAL	12/18/1989	Active	36	0	0	0.00%	36		15	Y		N	10/2022		
	Exc Award (06/30/2020)															
124248	Karungal Gold	02/24/2015	Active	40	7	0	21.21%	33		1	Y		N	10/2025		\$1,000.00



Club Health Assessment for DISTRICT 3242 A through October 2025

			Status	Membership						Reports					Finance	LCIF
Club Number	Club Name	Charter Date	Times in Status Quo in Past 2 Years	Current Member Count **	YTD Members Added	YTD Members Dropped	YTD Net Growth% ***	Member Count 1 Year Ago	Dropped Members Avg.Length of Service	Months Since Membership Update	Current Officers Reported ****	Current President Repeated Term	VP Reported *****	Last Date Reported Service (mm/yyyy)	Account Balance	YTD Donations
Exc Award (06/30/2018, 06/30/2019, 06/30/2020, 06/30/2023)																
154335	Karungal Passion	05/08/2023	Active	16	0	0	0.00%	18		1	Y					
50400	KILAKARAI SEETHAKATHI	04/03/1990	Active	9	0	0	0.00%	9		14	Y	5		10/2024	90+ Days	
Exc Award (06/30/2020)																
64382	KOODANKULAM	06/04/2001	Active(1)	30	0	0	0.00%	30		16	N	None		10/2023	90+ Days	
Exc Award (06/30/2023)																
62685	KOVILPATTI CENTRAL	01/06/2000	Active(1)	18	0	5	-21.74%	23	20	1	Y			07/2025	90+ Days	
125729	Kovilpatti Dynamic	09/01/2015	Active	28	0	0	0.00%	26		5	Y		N	10/2024	90+ Days	
Exc Award (06/30/2017, 06/30/2020, 06/30/2022, 06/30/2025)																
45243	KOVILPATTI MID TOWN	06/17/1985	Active(1)	50	5	0	11.11%	47		1	Y		N	09/2025		
Exc Award (06/30/2020)																
153657	Kovilpatti Passion	02/10/2023	Active(1)	15	0	0	0.00%	24		4	Y	3		01/2024		
Exc Award (06/30/2024)																
98052	KOVILPATTI TEMPLE CITY	11/21/2006	Active(2)	25	0	0	0.00%	25		19	N	None		10/2023	90+ Days	
Exc Award (06/30/2017, 06/30/2020)																
136321	Kulaseharam Royal	09/04/2018	Active	19	7	3	26.67%	16	4	1	Y		N	08/2022	90+ Days	
149168	Kulasekaram City Star	12/03/2021	Active(2)	31	8	5	10.71%	33	4	3	N	None		10/2024	90+ Days	
Exc Award (06/30/2023)																
26487	KULASEKHARAM	05/26/1965	Active	41	0	0	0.00%	38		0	Y		N	09/2025		
Exc Award (06/30/2020, 06/30/2023)																
57540	KUZHITHURAI	11/07/1995	Active	15	0	0	0.00%	21		5	Y	2		09/2022	90+ Days	
139621	Malli Pearls	08/21/2019	Active(1)	23	0	8	-25.81%	29	5	3	Y		N	11/2023	90+ Days	
Exc Award (06/30/2020)																
142533	Marthandam Abide	08/10/2020	Active(1)	23	0	0	0.00%	27		4	Y		IP	06/2025		
121434	Marthandam Achievers	02/25/2014	Active(1)	41	0	0	0.00%	22		4	Y		N	07/2022	90+ Days	
Exc Award (06/30/2017, 06/30/2019)																
143787	Marthandam Capitals	12/11/2020	Active(1)	15	0	0	0.00%	19		10	N	None		07/2022	90+ Days	
100335	MARTHANDAM CITY	10/04/2007	Active	30	0	0	0.00%	30		7	Y	2	R	10/2024	90+ Days	
Exc Award (06/30/2020, 06/30/2023)																
77605	MARTHANDAM PRIDE	09/26/2003	Active	68	0	0	0.00%	66		0	Y		N	10/2023		
Exc Award (06/30/2023)																



Club Health Assessment for DISTRICT 3242 A through October 2025

			Status	Membership					Reports					Finance		LCIF
Club Number	Club Name	Charter Date	Times in Status Quo in Past 2 Years	Current Member Count **	YTD Members Added	YTD Members Dropped	YTD Net Growth% ***	Member Count 1 Year Ago	Dropped Members Avg.Length of Service	Months Since Membership Update	Current Officers Reported ****	Current President Repeated Term	VP Reported *****	Last Date Reported Service (mm/yyyy)	Account Balance	YTD Donations
67204	MAYILAUDY	01/30/2003	Active	32	4	0	14.29%	29		3	Y		R	10/2025		\$1,000.07
	Exc Award (06/30/2017, 06/30/2023, 06/30/2024)															
154356	Meenakshiyapuram Amman Passion	05/19/2023	Active	17	0	0	0.00%	26		6	Y		N	10/2024		
	Exc Award (06/30/2024)															
129727	Meenakshiyapuram Centennial	02/08/2017	Active	29	0	0	0.00%	29		4	Y		N	10/2025		
	Exc Award (06/30/2019, 06/30/2020)															
59241	MULLAKKADU MUTHIAPURAM	03/10/1997	Active(2)	21	3	0	16.67%	30		1	Y		N	03/2023		
	Exc Award (06/30/2020, 06/30/2023)															
26492	NAGERCOIL	12/09/1962	Active	32	1	0	3.23%	26		2	Y	2		10/2024	90+ Days	
115310	NAGERCOIL ASARIPALLAM	10/17/2011	Active(1)	15	0	0	0.00%	15		18	Y			07/2023		
	Exc Award (06/30/2017, 06/30/2019, 06/30/2020, 06/30/2023)															
55710	NAGERCOIL CENTRAL	05/17/1994	Active	25	1	2	-3.85%	32	6	0	Y			12/2024	90+ Days	
	Exc Award (06/30/2019, 06/30/2020, 06/30/2023)															
142332	Nagercoil Kings	07/24/2020	Active	18	7	0	63.64%	20		2	Y			08/2022		
149050	Nagercoil Kottar	12/07/2021	Active(1)	23	9	0	64.29%	18		1	Y		N	10/2025		\$290.97
142329	Nagercoil Nanjil Kings	07/27/2020	Active(2)	13	1	0	8.33%	19		3	Y		N	08/2025	90+ Days	
	Exc Award (06/30/2023)															
51319	NAGERCOIL PARVATHIPURAM	02/13/1991	Active(2)	28	13	1	75.00%	25	30	3	Y			07/2025	90+ Days	\$1,000.00
	Exc Award (06/30/2017)															
110043	NAGERCOIL RAMANPUTHUR	01/06/2011	Active(1)	24	2	0	9.09%	18		3	Y	2	N	01/2023		
145616	Nagercoil Royal Kings	03/18/2021	Active(2)	7	0	0	0.00%	5		8	Y		R	11/2023	90+ Days	
	Exc Award (06/30/2023)															
59093	NAGERCOIL TOWER	02/04/1997	Active	38	0	0	0.00%	37		5	Y	2	R	08/2025	90+ Days	
	Exc Award (06/30/2020)															
50049	NAGERCOIL TOWN	12/18/1989	Active	20	10	0	100.00%	11		1	Y			10/2024		\$1,000.07
	Exc Award (06/30/2020)															
142219	Nattalam Kings	07/15/2020	Active	47	7	0	17.50%	48		0	Y		R	10/2025		\$1,895.02
	Exc Award (06/30/2023)															
104677	NAZARETH TOWER	02/13/2009	Active	20	2	0	11.11%	18		3	Y	2	R	10/2024		
	Exc Award (06/30/2017, 06/30/2020)															



Club Health Assessment for DISTRICT 3242 A through October 2025

			Status	Membership						Reports				Finance	LCIF	
Club Number	Club Name	Charter Date	Times in Status Quo in Past 2 Years	Current Member Count **	YTD Members Added	YTD Members Dropped	YTD Net Growth% ***	Member Count 1 Year Ago	Dropped Members Avg.Length of Service	Months Since Membership Update	Current Officers Reported ****	Current President Repeated Term	VP Reported *****	Last Date Reported Service (mm/yyyy)	Account Balance	YTD Donations
122372	Nazareth Margoscis City	06/03/2014	Active	17	0	1	-5.56%	20	3	0	Y			10/2024		
	Exc Award (06/30/2019)															
49425	NEYYOOR MONDAY MARKET	04/17/1989	Active	36	6	0	20.00%	35		1	N			08/2022	90+ Days	
	Exc Award (06/30/2019)															
118162	PAALAYAMKOTTAI STARS	10/26/2012	Active	32	6	0	23.08%	16		2	Y		N	11/2024	90+ Days	
	Exc Award (06/30/2017, 06/30/2020, 06/30/2023)															
52217	PADMANABHAPURAM FORT	12/02/1991	Active	27	1	11	-27.03%	38	8	0	Y		N	07/2025		
	Exc Award (06/30/2019, 06/30/2024)															
30405	PALAYAMKOTTAI	03/06/1975	Cancelled(8*)	0	0	12	-100.00%	18	4	2	N	None		10/2024	90+ Days	
	Exc Award (06/30/2020, 06/30/2022)															
124705	Palayamkottai Gold	04/22/2015	Active(2)	26	3	0	13.04%	25		0	Y			10/2025	90+ Days	
	Exc Award (06/30/2020, 06/30/2023)															
144588	Palayamkottai Kings	12/31/2020	Active	33	15	0	83.33%	22		3	N		R	08/2025		
55684	PALLIADY	05/09/1994	Active(2)	15	0	0	0.00%	15		4	Y	7	N	07/2022		
	Exc Award (06/30/2017, 06/30/2019, 06/30/2023)															
148193	Paloor	09/17/2021	Active(2)	29	0	0	0.00%	29		4	Y			07/2022	90+ Days	
32156	PARAMAKUDI	04/20/1976	Active	105	0	0	0.00%	107		2	Y		N	09/2025		
	Exc Award (06/30/2019, 06/30/2020, 06/30/2021, 06/30/2023)															
146371	Paramakudi Vaigai	06/04/2021	Active	22	0	1	-4.35%	21	3	3	Y		R	10/2025		\$1,000.00
	Exc Award (06/30/2023)															
142576	Pavoorchatram Busy Kings	08/19/2020	Active	24	0	2	-7.69%	26	3	3	Y		N	02/2023	90+ Days	
	Exc Award (06/30/2023)															
86122	PAVOORCHATRAM CENTRAL	04/07/2005	Active(1)	56	5	0	9.80%	55		1	Y		N	10/2025	90+ Days	
	Exc Award (06/30/2017, 06/30/2020, 06/30/2022, 06/30/2023)															
55169	PUDUKADAI	12/28/1993	Active	73	13	0	21.67%	63		0	Y			10/2025		\$3,002.79
	Exc Award (06/30/2017, 06/30/2020, 06/30/2022, 06/30/2023)															
55425	PULIANGUDI	03/11/1994	Active	31	2	0	6.90%	27		3	Y			10/2025		\$7,886.98
	Exc Award (06/30/2020, 06/30/2023)															
139713	Puthiamputhur Readymade Pearl City	09/16/2019	Status Quo(2)	7	0	0	0.00%	15		5	Y	2	R	10/2023	90+ Days	



Club Health Assessment for DISTRICT 3242 A through October 2025

			Status	Membership						Reports				Finance	LCIF	
Club Number	Club Name	Charter Date	Times in Status Quo in Past 2 Years	Current Member Count **	YTD Members Added	YTD Members Dropped	YTD Net Growth% ***	Member Count 1 Year Ago	Dropped Members Avg.Length of Service	Months Since Membership Update	Current Officers Reported ****	Current President Repeated Term	VP Reported *****	Last Date Reported Service (mm/yyyy)	Account Balance	YTD Donations
124042	Radhapuram Gold	01/22/2015	Active(2)	23	0	0	0.00%	23		0	N	None		01/2023	90+ Days	
	Exc Award (06/30/2017, 06/30/2020, 06/30/2023)															
26498	RAJAPALAYAM	04/24/1972	Active	159	0	17	-9.66%	172	10	0	Y		N	07/2025		
	Exc Award (06/30/2017, 06/30/2019, 06/30/2020)															
155957	Rajapalayam Perfect Kings	09/08/2023	Active	51	7	3	8.51%	57	3	0	Y			01/2025		
59776	RAJAPALAYAM TOWN	06/24/1997	Active	39	0	0	0.00%	41		3	Y		R	06/2025		
	Exc Award (06/30/2017, 06/30/2020)															
154616	Ramanathapuram Achievers Passion	06/02/2023	Active(1)	13	0	0	0.00%	12		5	Y		R	12/2023		
132221	Ramanathapuram Centennial	09/04/2017	Active(1)	31	0	5	-13.89%	33	3	1	Y		N	01/2025		
	Exc Award (06/30/2019, 06/30/2020, 06/30/2023, 06/30/2025)															
123063	Ramanathapuram Gold	09/03/2014	Active(1)	17	0	0	0.00%	18		5	Y	2		10/2024		
	Exc Award (06/30/2021)															
132139	Ramanathapuram Life Savers	07/11/2017	Active	28	0	0	0.00%	29		1	Y			10/2025		
	Exc Award (06/30/2019, 06/30/2020, 06/30/2022, 06/30/2025)															
152130	Ramanathapuram Passion	08/09/2022	Active	12	2	0	20.00%	12		3	Y			10/2025		
	Exc Award (06/30/2023)															
49550	RAMANATHAPURAM SETHUPATHY	05/25/1989	Active(2)	24	3	1	9.09%	27	8	1	Y			10/2025		
	Exc Award (06/30/2020)															
117524	RAMANATHAPURAM TOWN	08/06/2012	Active	17	0	1	-5.56%	17	13	3	Y	2		04/2025		
	Exc Award (06/30/2020)															
106570	RAMESWARAM ISLAND	09/10/2009	Active(2)	12	0	0	0.00%	0		5	Y			06/2023		
	Exc Award (06/30/2023)															
139218	Rameswaram Town Pearls	07/18/2019	Active	12	0	0	0.00%	15		4	N	None		01/2024		
149879	Sahayanagar Joy	03/08/2022	Active	20	1	0	5.26%	19		1	Y			10/2024		
26501	SAHUPURAM	01/06/1972	Active	36	0	0	0.00%	38		4	Y		N	08/2025		
	Exc Award (06/30/2019)															
56565	SANKARANKOVIL	02/20/1995	Active	97	0	7	-6.73%	92	0	1	Y		N	09/2025		
	Exc Award (06/30/2019, 06/30/2023, 06/30/2025)															
147151	Sankarankovil Classic	11/17/2021	Active	48	4	0	9.09%	40		0	Y			10/2025		




Club Health Assessment for DISTRICT 3242 A through October 2025

			Status	Membership						Reports				Finance	LCIF	
Club Number	Club Name	Charter Date	Times in Status Quo in Past 2 Years	Current Member Count **	YTD Members Added	YTD Members Dropped	YTD Net Growth% ***	Member Count 1 Year Ago	Dropped Members Avg.Length of Service	Months Since Membership Update	Current Officers Reported ****	Current President Repeated Term	VP Reported *****	Last Date Reported Service (mm/yyyy)	Account Balance	YTD Donations
Exc Award (06/30/2023)			Active	20	0	1	-4.76%	21	3	3	Y			01/2025	90+ Days	\$2,000.00
141791	Sankarankovil Pearls	06/19/2020														
Exc Award (06/30/2023)			Active	28	0	0	0.00%	25		4	N	None		11/2024	90+ Days	
105001	SATHANKULAM STAR	03/16/2009														
43432	SATHUR	01/16/1984	Active(1)	21	2	0	10.53%	21		1	Y	3	N	07/2025		
Exc Award (06/30/2023)			Active	56	2	0	3.70%	56		1	Y		N	10/2025		
104721	SAWYERPURAM SEBATHIAPURAM	02/13/2009														
Exc Award (06/30/2017, 06/30/2020, 06/30/2023, 06/30/2024)			Active	226	6	1	2.26%	229	46	0	Y		N	10/2025		
26504	SIVAKASI	05/09/1961														
Exc Award (06/30/2017, 06/30/2019, 06/30/2021, 06/30/2022, 06/30/2023, 06/30/2024)			Active(2)	27	0	0	0.00%	28		5	Y		N	08/2024	90+ Days	
63046	SIVAKASI CENTRAL	04/04/2000														
Exc Award (06/30/2020, 06/30/2022, 06/30/2023)			Active	77	5	0	6.94%	67		1	Y		N	10/2025		
59692	SIVAKASI COSMOS	06/09/1997														
Exc Award (06/30/2019, 06/30/2020, 06/30/2022, 06/30/2023)			Active	25	2	1	4.17%	26	3	0	Y			10/2025		
99695	SIVAKASI CRACKER CITY	06/19/2007														
Exc Award (06/30/2017, 06/30/2020, 06/30/2023)			Active(2)	15	0	0	0.00%	22		0	Y			10/2024	90+ Days	
128387	Sivakasi Golden Centennial	09/20/2016														
53740	SIVAKASI INDUSTRIAL TOWN	10/14/1992	Active	102	4	0	4.08%	100		1	Y		N	10/2025		
Exc Award (06/30/2017, 06/30/2019, 06/30/2020, 06/30/2023)			Active	21	6	6	0.00%	18	9	2	Y		N	02/2024	90+ Days	
150862	Sivakasi Joy Star	06/02/2022														
Exc Award (06/30/2023)			Active(1)	51	1	0	2.00%	76		2	Y			08/2025	90+ Days	
144407	Sivakasi Kings	01/07/2021														
Exc Award (06/30/2023)			Active(1)	47	2	0	4.44%	47		3	Y		N	07/2025	90+ Days	
153769	Sivakasi Passion	02/27/2023														
Exc Award (06/30/2023)			Active(2)	17	5	0	41.67%	12		3	Y	2	N	05/2024	90+ Days	
139758	Sivakasi Pearls Spark	09/24/2019														
Exc Award (06/30/2020, 06/30/2023)																



Club Health Assessment for DISTRICT 3242 A through October 2025

			Status	Membership						Reports				Finance	LCIF	
Club Number	Club Name	Charter Date	Times in Status Quo in Past 2 Years	Current Member Count **	YTD Members Added	YTD Members Dropped	YTD Net Growth% ***	Member Count 1 Year Ago	Dropped Members Avg.Length of Service	Months Since Membership Update	Current Officers Reported ****	Current President Repeated Term	VP Reported *****	Last Date Reported Service (mm/yyyy)	Account Balance	YTD Donations
29707	SPICNAGAR	07/15/1974	Active(2)	52	8	0	18.18%	38		0	Y		R	10/2025		\$1,000.00
Exc Award (06/30/2017, 06/30/2020)																
30844	SRIVILLIPUTHUR	05/19/1975	Active	37	0	1	-2.63%	36	45	3	Y		R	10/2025		
Exc Award (06/30/2017, 06/30/2020, 06/30/2022, 06/30/2023)																
39100	TENKASI	11/28/1980	Active(1)	20	0	0	0.00%	21		4	Y			08/2024		
140006	Thangachimadam Pearls	11/03/2019	Active(2)	20	0	0	0.00%	19		3	Y			09/2024		
Exc Award (06/30/2022)																
60613	THICKANAMCODE	04/06/1998	Active	39	3	0	8.33%	36		1	Y			07/2022		
Exc Award (06/30/2023)																
150733	Thingal Nagar Central	05/26/2022	Active(2)	22	5	0	29.41%	21		1	Y	3	N	10/2025		
105438	THIRUCHENDUR CITY	05/12/2009	Active	20	4	1	17.65%	22	5	1	Y		N	10/2025		
43127	THIRUTHANGAL	10/05/1983	Active	30	1	3	-6.25%	33	11	2	Y		IP	07/2025		
Exc Award (06/30/2017, 06/30/2020, 06/30/2023)																
118944	THIRUVATTAR	03/15/2013	Active(1)	31	0	0	0.00%	38		7	N	None		08/2022		
124704	Thiruvengadam Gold	04/22/2015	Active(1)	13	0	0	0.00%	13		16	Y		N	01/2023		
Exc Award (06/30/2023)																
140911	Thoothukudi Royal Pearl City	03/09/2020	Active(1)	20	0	0	0.00%	19		4	Y			10/2023		
45624	THUCKALAY	12/31/1985	Active	18	2	1	5.88%	17	3	0	Y			03/2025		
Exc Award (06/30/2017, 06/30/2020)																
65075	THUCKALAY TOWN	03/12/2002	Active	22	1	0	4.76%	24		3	Y		N	10/2023		
Exc Award (06/30/2019)																
26507	TIRUNELVELI	09/12/1960	Active	20	3	0	17.65%	17		2	Y		N	10/2025		
Exc Award (06/30/2019, 06/30/2020, 06/30/2023)																
58141	TIRUNELVELI CENTRAL	04/11/1996	Active	21	10	0	90.91%	12		2	N	None	N	10/2023		
Exc Award (06/30/2020, 06/30/2022, 06/30/2023)																
64446	TIRUNELVELI CITY	06/25/2001	Active	15	0	0	0.00%	15		6	Y		R	07/2025		
Exc Award (06/30/2023)																
137364	Tirunelveli Dawn City	02/13/2019	Active	31	3	0	10.71%	33		3	Y		N	10/2025		
Exc Award (06/30/2020, 06/30/2023)																
123029	Tirunelveli Gold	08/27/2014	Active(1)	39	0	9	-18.75%	37	4	3	Y			07/2025		



Club Health Assessment for DISTRICT 3242 A through October 2025

			Status	Membership						Reports				Finance	LCIF	
Club Number	Club Name	Charter Date	Times in Status Quo in Past 2 Years	Current Member Count **	YTD Members Added	YTD Members Dropped	YTD Net Growth% ***	Member Count 1 Year Ago	Dropped Members Avg.Length of Service	Months Since Membership Update	Current Officers Reported ****	Current President Repeated Term	VP Reported *****	Last Date Reported Service (mm/yyyy)	Account Balance	YTD Donations
Exc Award (06/30/2019, 06/30/2020)																
132656	Tirunelveli Green City	12/12/2017	Active(1)	19	1	0	5.56%	18		1	Y		IP	08/2022		\$1,000.07
123640	Tirunelveli Kodeeswaran Nagar Gold	11/17/2014	Active(1)	24	0	0	0.00%	24		18	N	None		10/2024		
Exc Award (06/30/2017, 06/30/2023)																
109995	TIRUNELVELI METRO	01/03/2011	Active(2)	25	1	3	-7.41%	31	1	1	Y		N	02/2024	90+ Days	\$3,000.21
Exc Award (06/30/2023)																
155328	Tirunelveli Perfect Gold	07/28/2023	Active	20	0	0	0.00%	24		3	Y		N	10/2024	90+ Days	
132254	Tirunelveli Phoenix	10/05/2017	Active	17	0	2	-10.53%	26	3	3	N	None		12/2023	90+ Days	
Exc Award (06/30/2023)																
142534	Tirunelveli Smart City Kings	08/14/2020	Active	41	0	1	-2.38%	40	5	3	Y		N	10/2025		
Exc Award (06/30/2023, 06/30/2025)																
103802	TIRUNELVELI STAR	10/10/2008	Active	23	0	0	0.00%	27		1	Y		N	05/2024		\$5,237.43
Exc Award (06/30/2020, 06/30/2023)																
68522	TIRUNELVELI TOWER	04/09/2003	Active	16	1	0	6.67%	19		3	Y	3		10/2024	90+ Days	
Exc Award (06/30/2017, 06/30/2023)																
52384	TISAYANVILAI	01/02/1992	Active(1)	33	0	1	-2.94%	34	14	3	Y	2		10/2023	90+ Days	
Exc Award (06/30/2020, 06/30/2023)																
26510	TUTICORIN	08/26/1959	Active	93	0	0	0.00%	102		2	Y		N	10/2024		\$116.39
Exc Award (06/30/2017, 06/30/2018, 06/30/2019, 06/30/2020, 06/30/2023)																
139222	Tuticorin Akshaya Pearl City	08/08/2019	Active(1)	19	0	0	0.00%	21		7	Y		N	08/2024	90+ Days	
Exc Award (06/30/2020, 06/30/2023)																
50051	TUTICORIN BHARATHY	12/18/1989	Active	40	3	0	8.11%	45		2	Y			08/2025	90+ Days	\$1,000.00
Exc Award (06/30/2017, 06/30/2024)																
128660	Tuticorin Centennial	09/28/2016	Active	30	0	0	0.00%	30		4	Y		N	10/2023		\$1,806.56
Exc Award (06/30/2017, 06/30/2020, 06/30/2023)																
52676	TUTICORIN CENTRAL	03/10/1992	Active(1)	22	0	0	0.00%	30		2	Y			10/2022	90+ Days	
Exc Award (06/30/2022)																
97751	TUTICORIN CITY	09/22/2006	Active(1)	23	0	4	-14.81%	34	8	3	Y		R	06/2023	90+ Days	
Exc Award (06/30/2023)																
149976	Tuticorin Evergreen	02/24/2022	Active(2)	6	0	0	0.00%	9		5	N			01/2023	90+ Days	
120436	Tuticorin Green World	09/30/2013	Active(1)	20	0	0	0.00%	27		6	Y		N	05/2025	90+ Days	\$1,000.07



Club Health Assessment for DISTRICT 3242 A through October 2025

			Status	Membership						Reports				Finance	LCIF	
Club Number	Club Name	Charter Date	Times in Status Quo in Past 2 Years	Current Member Count **	YTD Members Added	YTD Members Dropped	YTD Net Growth% ***	Member Count 1 Year Ago	Dropped Members Avg.Length of Service	Months Since Membership Update	Current Officers Reported ****	Current President Repeated Term	VP Reported *****	Last Date Reported Service (mm/yyyy)	Account Balance	YTD Donations
Exc Award (06/30/2020, 06/30/2021, 06/30/2023)																
155330	Tuticorin Kings	07/21/2023	Active	60	0	0	0.00%	65		4	Y		R	11/2024	90+ Days	
155078	Tuticorin Korkai Perfect	07/11/2023	Active	23	5	0	27.78%	23		3	Y		N	12/2023		
150058	Tuticorin Light House	03/02/2022	Active	33	0	10	-23.26%	37	4	3	Y		N	01/2024	90+ Days	
Exc Award (06/30/2025)																
84158	TUTICORIN MID-TOWN	09/07/2004	Active(2)	16	0	0	0.00%	17		1	Y			08/2023		\$1,000.00
Exc Award (06/30/2017, 06/30/2020, 06/30/2023)																
139583	Tuticorin Pearl Sports	08/27/2019	Cancelled(8*)	0	0	10	-100.00%	0	1	1	N	None		08/2022	90+ Days	
139584	Tuticorin Pearls	09/27/2019	Active(1)	68	0	0	0.00%	82		4	Y	4	R	10/2025	90+ Days	
Exc Award (06/30/2020, 06/30/2023)																
116079	TUTICORIN SNOWS	02/15/2012	Active	26	0	0	0.00%	20		3	Y		IP	10/2024	90+ Days	
Exc Award (06/30/2017, 06/30/2023)																
117806	TUTICORIN STAR	09/11/2012	Active(1)	21	10	8	10.53%	19	4	3	Y	5		08/2023	90+ Days	
Exc Award (06/30/2023)																
137769	Uchipuli Dawn	04/03/2019	Active	29	2	0	7.41%	27		1	Y			12/2023	90+ Days	
Exc Award (06/30/2023)																
155370	Vadakkankulam Perfect	07/28/2023	Active	18	4	2	12.50%	16	3	2	Y			10/2024	90+ Days	\$1,000.00
119098	VADAKKANKULAM WIND CITY	04/02/2013	Active	21	2	0	10.53%	19		3	N	None		12/2023		
Exc Award (06/30/2017, 06/30/2023)																
50307	VALLIOOR	03/16/1990	Active	70	6	0	9.38%	67		0	Y		N	10/2025		
Exc Award (06/30/2023)																
82774	VALLIOOR TOWN	06/24/2004	Active	16	0	0	0.00%	25		6	Y		N	07/2025		\$465.54
54484	VICKRAMASINGAPURAM	05/17/1993	Active	33	0	0	0.00%	36		3	Y		R	01/2023	90+ Days	
Exc Award (06/30/2019, 06/30/2020, 06/30/2023)																
153403	Vickramasingapuram Passion	01/05/2023	Active(1)	48	5	0	11.63%	42		1	Y		N	10/2025		
26512	VIRUDHUNAGAR	10/06/1962	Active	74	1	4	-3.90%	73	5	2	Y			10/2025		
Exc Award (06/30/2017, 06/30/2019, 06/30/2020, 06/30/2023)																
60957	VIRUDHUNAGAR BUSI TOWN	06/26/1998	Active	14	3	0	27.27%	12		3	Y	3	R	10/2025		
Exc Award (06/30/2020)																



Club Health Assessment for DISTRICT 3242 A through October 2025

						Status				Membership					Reports				Finance		LCIF
						Times in Status Quo in Past 2 Years	Current Member Count **	YTD Members Added	YTD Members Dropped	YTD Net Growth***	Member Count 1 Year Ago	Dropped Members Avg.Length of Service	Months Since Membership Update	Current Officers Reported ****	Current President Repeated Term	VP Reported *****	Last Date Reported Service (mm/yyyy)	Account Balance	YTD Donations		
Club Number	Club Name	Charter Date																			
135933	Virudhunagar Dawn	08/22/2018	Active			45	0	0	0.00%	47		6	Y		3	R	10/2025	90+ Days			
Exc Award (06/30/2019, 06/30/2020)																					
143198	Virudhunagar Kings	10/15/2020	Active(1)			22	4	0	22.22%	16		3	Y			N	10/2025				
155331	Virudhunagar Perfect Kings	07/24/2023	Active(1)			31	10	0	47.62%	26		0	Y		3	N	10/2025				
40829	WATRAP	01/27/1982	Active			40	0	0	0.00%	41		3	Y			N	10/2025				
Exc Award (06/30/2017, 06/30/2019, 06/30/2020)																					
Current Total Clubs Count	YTD New Clubs Count	YTD Cancelled Clubs Count	YTD Net Club Gain	Current Total Members Count	YTD Add	YTD Drop	YTD Net Growth	YTD Net Growth %	Member Count 12 Months Ago	Average Member Count Per Club	% of Clubs with less than 20 members	% No Officer Report in 12 Months	% of Clubs with balance 90+ days	Number of Clubs in Status Quo	% Status Quo Clubs in Financial Suspension	Number of Cancelled Clubs	Average Cancelled Club Age	Members Lost Due to Cancellation	% of Clubs Cancelled for Non-Financial Reasons		
195	7	2	5	6,004	510	220	290	5.08%	5,547	31	26%	7%	44%	1	100%	2	28	22	0%		

* - P - Priority Club. Cancellation Reasons: 1-Objectives/conduct, 2-Non-active club, 5-Non-existing club, 6-Disbanding, 7-Merger, 8-Financial Suspension, 9-District/Multiple District Dues.

** Red denotes below 15 active members.

*** Red denotes 20% + loss.

**** Y - all 3 (President, Secretary, Treasurer) club officers reported, N - not all 3 reported.

***** Abbreviation: N-New, IP-Immediate Past, R-Repeat.



Club Health Assessment for DISTRICT 3242 B through October 2025

			Status	Membership						Reports				Finance	LCIF	
Club Number	Club Name	Charter Date	Times in Status Quo in Past 2 Years	Current Member Count **	YTD Members Added	YTD Members Dropped	YTD Net Growth% ***	Member Count 1 Year Ago	Dropped Members Avg.Length of Service	Months Since Membership Update	Current Officers Reported ****	Current President Repeated Term	VP Reported *****	Last Date Reported Service (mm/yyyy)	Account Balance	YTD Donations
Clubs less than two years old																
176572	Aundipatty Gems	09/04/2024	Active	25	5	0	25.00%	20		3	Y			08/2025	90+ Days	\$5.82
175084	Batlagundu West	08/01/2024	Active	21	0	0	0.00%	21		14	N	None			90+ Days	
172049	Devakottai Aristo	06/12/2024	Active	30	3	1	7.14%	26	0	1	Y			07/2025	90+ Days	\$5.82
157440	Dindigul Democrats	03/04/2024	Active	17	1	0	6.25%	18		3	Y		R	10/2025		\$5.82
176613	Dindigul Golden City	08/06/2024	Active	22	5	3	10.00%	20	1	1	Y			09/2025	90+ Days	\$5.24
188599	Dindigul Mahizh	08/20/2025	Newly Chartered	27	27	0	100.00%	0		0	Y		N	10/2025		\$100.00
174905	Dindigul N S Nagar	07/26/2024	Active	20	2	2	0.00%	20	1	1	Y			09/2025	90+ Days	\$5.82
174909	Dindigul R M Colony	08/06/2024	Active	26	5	0	23.81%	21		1	Y	2		10/2025		
175791	Karaikudi Manickam	08/02/2024	Active	24	1	0	4.35%	20		3	Y			10/2025	90+ Days	\$20.02
185171	Madurai Anjappar	07/24/2025	Active	20	20	0	100.00%	0		3	Y			08/2025	90+ Days	\$5.00
185237	Madurai Blossoms	07/24/2025	Active	21	21	0	100.00%	0		0	Y			10/2025	90+ Days	\$5.82
185191	Madurai Sangath Tamil	07/24/2025	Active	20	20	0	100.00%	0		3	Y			10/2025	90+ Days	\$5.00
156977	Madurai Wings	02/02/2024	Active	12	2	0	20.00%	14		3	Y			07/2025	90+ Days	\$5.24
188890	Palani City	08/07/2025	Newly Chartered	20	20	0	100.00%	0		1	Y			08/2025		\$756.52
174878	Palani Diamonds	07/26/2024	Active	24	6	5	4.35%	21	17	2	Y			10/2025	90+ Days	\$103.93
157870	Palani Friends	04/02/2024	Active	19	2	0	11.76%	14		3	Y	3		10/2025		\$5.00
175793	Palani Golden Peacock	07/26/2024	Active	14	1	0	7.69%	20		3	Y			10/2025		\$5.82
186157	Palani Malai	07/24/2025	Active	30	36	6	100.00%	0	0	2	Y			10/2025	90+ Days	\$5.00
185455	Periyakulam Gold	07/24/2025	Active	33	33	0	100.00%	0		2	N			10/2025	90+ Days	
186087	Salaigramam Sangamam	07/24/2025	Active	22	22	0	100.00%	0		3	Y			10/2025	90+ Days	
186584	Sivagangai Rani Velunachiyar	07/24/2025	Active	25	25	0	100.00%	0		1	Y			10/2025	90+ Days	
179704	Theni Eagle	03/04/2025	Active	30	8	0	36.36%	0		3	Y	2		08/2025	90+ Days	\$11.64
175085	Theni Grand	07/26/2024	Active	35	1	0	2.94%	21		0	Y	2	N	10/2025	90+ Days	\$11.64
183401	Theni Ilampirai	07/24/2025	Active	30	30	0	100.00%	0		0	Y			10/2025	90+ Days	\$761.00
174908	Theni Thanga Tamil	08/01/2024	Active	27	1	0	3.85%	20		3	Y	2		10/2025		\$11.64



Club Health Assessment for DISTRICT 3242 B through October 2025

			Status	Membership					Reports				Finance	LCIF		
Club Number	Club Name	Charter Date	Times in Status Quo in Past 2 Years	Current Member Count **	YTD Members Added	YTD Members Dropped	YTD Net Growth% ***	Member Count 1 Year Ago	Dropped Members Avg.Length of Service	Months Since Membership Update	Current Officers Reported ****	Current President Repeated Term	VP Reported *****	Last Date Reported Service (mm/yyyy)	Account Balance	YTD Donations
Clubs more than two years old																
68852	ALANGANALLUR	05/22/2003	Active	19	1	0	5.56%	19		3	Y			08/2025	90+ Days	\$5.82
	Exc Award (06/30/2018)															
58978	AYYAMPALAYAM TOWN	12/30/1996	Active	19	6	0	46.15%	24		0	Y			09/2025	90+ Days	
62684	BATLAGUNDU BETEL CITY	01/06/2000	Active	29	1	0	3.57%	28		3	Y		N	07/2025		\$5.82
	Exc Award (06/30/2018, 06/30/2023)															
135851	Batlagundu Eden Garden	07/10/2018	Active	38	14	0	58.33%	34		3	Y			10/2025	90+ Days	\$5.82
	Exc Award (06/30/2023)															
26470	BODINAYAKANUR	05/23/1970	Active	117	6	4	1.74%	115	11	0	Y			10/2025		\$52.38
	Exc Award (06/30/2016, 06/30/2018, 06/30/2024)															
115433	BODINAYAKANUR BEST	10/31/2011	Active	22	1	1	0.00%	25	1	1	N			10/2025	90+ Days	\$17.46
	Exc Award (06/30/2022)															
65064	BODINAYAKANUR CARDAMOM CITY	03/12/2002	Active	28	5	0	21.74%	25		0	Y			10/2025		\$762.34
	Exc Award (06/30/2023)															
135853	Bodinayakanur Rich	07/10/2018	Active	19	1	0	5.56%	15		3	Y			10/2025		\$11.64
	Exc Award (06/30/2022, 06/30/2023)															
26473	CUMBUM	01/22/1970	Active	56	6	0	12.00%	47		1	Y		N	09/2025		\$115.22
	Exc Award (06/30/2018, 06/30/2023)															
147098	Cumbum Emai	07/02/2021	Active	26	1	0	4.00%	36		3	Y			10/2025		\$58.19
26475	DEVAKOTTAI	12/18/1968	Active	49	5	0	11.36%	49		1	Y			10/2025		\$105.00
	Exc Award (06/30/2018)															
126868	Devakottai City	03/11/2016	Active(1)	10	0	1	-9.09%	15	1	3	Y	3		08/2022	90+ Days	
	Exc Award (06/30/2018)															
123056	Devakottai Cosmos	09/03/2014	Active	76	5	0	7.04%	72		0	Y		N	10/2025	90+ Days	\$5.82
	Exc Award (06/30/2016, 06/30/2018, 06/30/2023)															
109313	DEVAKOTTAI JEYAM	09/24/2010	Active	25	1	1	0.00%	33	17	3	Y			07/2025	90+ Days	\$5.82
26478	DINDIGUL	12/17/1967	Active(2)	56	17	3	33.33%	92	15	0	Y			09/2025		\$5.82
	Exc Award (06/30/2016, 06/30/2017, 06/30/2018)															
55259	DINDIGUL ABIRAMI	01/28/1994	Active(1)	28	1	0	3.70%	25		3	Y			10/2025	90+ Days	\$5.82
	Exc Award (06/30/2018)															



Club Health Assessment for DISTRICT 3242 B through October 2025

			Status	Membership						Reports				Finance	LCIF	
Club Number	Club Name	Charter Date	Times in Status Quo in Past 2 Years	Current Member Count **	YTD Members Added	YTD Members Dropped	YTD Net Growth% ***	Member Count 1 Year Ago	Dropped Members Avg.Length of Service	Months Since Membership Update	Current Officers Reported ****	Current President Repeated Term	VP Reported *****	Last Date Reported Service (mm/yyyy)	Account Balance	YTD Donations
154463	Dindigul City	06/06/2023	Active	37	6	1	15.63%	35	2	1	Y			10/2025	90+ Days	
97196	DINDIGUL COSMOS	05/26/2006	Active	83	29	7	36.07%	66	3	0	Y			10/2025		\$11.06
	Exc Award (06/30/2017, 06/30/2018, 06/30/2022)															
56112	DINDIGUL DIAMOND	09/27/1994	Active	39	8	0	25.81%	40		1	Y		N	10/2025		\$110.00
	Exc Award (06/30/2017, 06/30/2023, 06/30/2024)															
152147	Dindigul Friends	08/11/2022	Active	26	1	0	4.00%	27		3	Y	2		10/2025		\$5.24
	Exc Award (06/30/2024)															
84238	DINDIGUL GEM	10/26/2004	Active	57	5	0	9.62%	54		1	Y			09/2025		\$5.24
	Exc Award (06/30/2016, 06/30/2017, 06/30/2018)															
111438	DINDIGUL JYOTHI	06/21/2011	Active	38	1	0	2.70%	31		3	Y			10/2025		\$5.24
	Exc Award (06/30/2017, 06/30/2018, 06/30/2022)															
119720	Dindigul Majestic	06/24/2013	Active	33	5	0	17.86%	37		0	Y		N	10/2025		\$5.00
	Exc Award (06/30/2016, 06/30/2017, 06/30/2021)															
138774	Dindigul Mass	07/23/2019	Active	64	6	5	1.59%	68	4	3	Y		N	10/2025		\$5.00
	Exc Award (06/30/2020, 06/30/2021, 06/30/2022, 06/30/2024)															
50675	DINDIGUL METRO	06/01/1990	Active	24	3	1	9.09%	24	22	1	Y		N	10/2025	\$5.82	
	Exc Award (06/30/2017, 06/30/2022, 06/30/2024)															
125746	Dindigul Mother Teresa	09/28/2015	Active	57	6	0	11.76%	49		1	Y	2		10/2025	\$100.00	
	Exc Award (06/30/2022, 06/30/2024)															
108404	DINDIGUL RAINBOW	05/21/2010	Active	22	6	4	10.00%	19	5	0	Y			10/2025	\$5.82	
138492	Dindigul Rethinam	06/10/2019	Active(3)	80	80	0	100.00%	30		1	Y			09/2025		
40955	DINDIGUL ROCK FORT	02/23/1982	Active	222	51	0	29.82%	123		0	Y			09/2025	\$5.82	
	Exc Award (06/30/2016, 06/30/2017, 06/30/2018, 06/30/2022)															
125591	Dindigul Udhayam	09/09/2015	Active	96	32	2	45.45%	62	2	0	Y			09/2025	\$5.82	
	Exc Award (06/30/2017, 06/30/2024)															
84073	ELUMALAI	08/31/2004	Active	18	2	1	5.88%	15	5	1	Y			10/2025	\$5.00	
	Exc Award (06/30/2017)															
102431	ILAYANGUDI CITY	06/13/2008	Active	25	1	0	4.17%	25		1	Y		N	10/2025	\$5.82	



Club Health Assessment for DISTRICT 3242 B through October 2025

			Status	Membership						Reports				Finance	LCIF	
Club Number	Club Name	Charter Date	Times in Status Quo in Past 2 Years	Current Member Count **	YTD Members Added	YTD Members Dropped	YTD Net Growth% ***	Member Count 1 Year Ago	Dropped Members Avg.Length of Service	Months Since Membership Update	Current Officers Reported ****	Current President Repeated Term	VP Reported *****	Last Date Reported Service (mm/yyyy)	Account Balance	YTD Donations
Exc Award (06/30/2018, 06/30/2022)																
64674	KALAYARKOIL	09/11/2001	Active	64	21	1	45.45%	47	15	1	N	2	N	10/2025		\$10.82
Exc Award (06/30/2017, 06/30/2023)																
123371	Kalayarkoil Supreme	10/16/2014	Active	18	2	0	12.50%	18		0	Y			08/2025		\$5.82
Exc Award (06/30/2016, 06/30/2018)																
26482	KARAIKUDI	03/28/1967	Active	178	14	4	5.95%	174	4	1	Y			10/2025		\$619.53
Exc Award (06/30/2017, 06/30/2018, 06/30/2019, 06/30/2021, 06/30/2022, 06/30/2023)																
54710	KARAIKUDI ALAGAPPAPURAM	06/29/1993	Active	45	5	1	9.76%	45	9	0	Y			10/2025		\$5.00
Exc Award (06/30/2017, 06/30/2024)																
111293	KARAIKUDI CITY	06/08/2011	Active	33	3	1	6.45%	35	4	2	Y			10/2025	90+ Days	\$34.92
Exc Award (06/30/2018)																
146040	Karaikudi Cosmopolitan	06/03/2021	Active	21	1	0	5.00%	19		3	Y			07/2025	90+ Days	\$5.24
Exc Award (06/30/2023)																
56404	KARAIKUDI COSMOS	01/03/1995	Active	108	7	0	6.93%	105		0	Y		N	10/2025		\$129.54
Exc Award (06/30/2017, 06/30/2022)																
131808	Karaikudi Dr Alagappan Science City	07/05/2017	Active	24	5	0	26.32%	25		1	Y			10/2025	90+ Days	\$5.82
132362	Karaikudi Oviyam	08/29/2017	Active	30	20	0	200.00%	10		3	Y			10/2025	90+ Days	\$105.09
111014	KARAIKUDI SAKTHI	05/05/2011	Active	11	1	0	10.00%	10		2	Y	3		07/2025	90+ Days	
Exc Award (06/30/2017, 06/30/2018)																
129417	Karaikudi Science City	11/18/2016	Active	11	1	0	10.00%	10		1	Y			07/2025	90+ Days	\$5.00
Exc Award (06/30/2018)																
56439	KARAIKUDI SELECT	01/16/1995	Active	56	10	8	3.70%	39	4	0	Y			10/2025	90+ Days	\$109.75
Exc Award (06/30/2017, 06/30/2023)																
135388	Karaikudi Stars	07/09/2018	Active	14	7	0	100.00%	12		0	Y			10/2025	90+ Days	\$5.00
Exc Award (06/30/2023)																
110418	KARAIKUDI SUN	03/01/2011	Active	16	6	0	60.00%	10		0	Y			08/2025	90+ Days	\$105.09
60371	KARAIKUDI SUPREME	02/16/1998	Active	28	11	0	64.71%	20		2	Y			10/2025	90+ Days	\$105.09
138660	Karaikudi Vetri	06/21/2019	Active	34	6	0	21.43%	31		0	Y		N	10/2025	90+ Days	\$98.12
Exc Award (06/30/2022, 06/30/2023)																
115350	KODAIKANAL KURINJI	10/20/2011	Active	32	1	0	3.23%	31		3	Y			10/2025		
Exc Award (06/30/2017)																



Club Health Assessment for DISTRICT 3242 B through October 2025

			Status	Membership					Reports				Finance	LCIF		
Club Number	Club Name	Charter Date	Times in Status Quo in Past 2 Years	Current Member Count **	YTD Members Added	YTD Members Dropped	YTD Net Growth% ***	Member Count 1 Year Ago	Dropped Members Avg.Length of Service	Months Since Membership Update	Current Officers Reported ****	Current President Repeated Term	VP Reported *****	Last Date Reported Service (mm/yyyy)	Account Balance	YTD Donations
104354	KODAIKANAL SUN	01/12/2009	Active	61	8	0	15.09%	48		1	Y			07/2025		\$11.64
	Exc Award (06/30/2018, 06/30/2023)															
58986	KODAIKANAL TOWN	12/18/1996	Active(1)	10	1	0	11.11%	9		3	Y	5		07/2025	90+ Days	
	Exc Award (06/30/2016, 06/30/2018)															
102987	KOTTAIYUR SRIRAMNAGAR	06/23/2008	Active	21	1	0	5.00%	18		3	Y			07/2025	90+ Days	\$10.24
153429	Madagupatty Cosmos	03/09/2023	Active	14	2	6	-22.22%	18	2	1	Y			07/2025		\$5.00
103665	MADURAI AANANTHAM	09/16/2008	Active	22	1	1	0.00%	24	1	3	Y		R	07/2025	90+ Days	\$11.64
	Exc Award (06/30/2017, 06/30/2018)															
147366	Madurai Aadhi	07/04/2021	Active	22	1	0	4.76%	22		3	Y		R	08/2025		\$5.00
102410	MADURAI AAKASH	06/13/2008	Active	16	1	0	6.67%	15		3	Y			07/2025		\$5.82
	Exc Award (06/30/2017)															
51912	MADURAI ABIRAMI	07/02/1991	Active	20	1	0	5.26%	20		3	Y		N	10/2025		\$5.00
144434	Madurai Adventurers	12/30/2020	Active(1)	18	1	2	-5.26%	19	2	1	Y		N	10/2025		\$5.82
	Exc Award (06/30/2023)															
108463	MADURAI ALAGAR	05/25/2010	Active	18	5	0	38.46%	13		1	Y			10/2025		\$10.00
	Exc Award (06/30/2018)															
46905	MADURAI ALAVAI	01/22/1987	Active	20	3	0	17.65%	20		2	Y	2		08/2025	90+ Days	\$122.20
	Exc Award (06/30/2017)															
57859	MADURAI ALL-WIN	02/12/1996	Active	19	0	0	0.00%	19		16	Y			08/2025		\$24.02
	Exc Award (06/30/2017, 06/30/2018, 06/30/2022)															
135386	Madurai Amaze	07/09/2018	Active	33	6	0	22.22%	26		0	Y		N	10/2025		\$5.00
	Exc Award (06/30/2022, 06/30/2023)															
126851	Madurai Anbalayam	03/11/2016	Active	34	7	0	25.93%	24		1	Y		IP	09/2025		\$17.46
	Exc Award (06/30/2022)															
96840	MADURAI ANNAI	04/04/2006	Active	16	1	0	6.67%	19		3	Y	2		08/2025	90+ Days	\$15.25
	Exc Award (06/30/2016, 06/30/2017, 06/30/2023)															
135426	Madurai Aram	07/16/2018	Active	32	6	4	6.67%	31	6	1	Y		N	10/2025		\$5.24
	Exc Award (06/30/2021, 06/30/2022)															
51101	MADURAI ARISTO	12/04/1990	Active	45	1	0	2.27%	42		2	Y			07/2025		\$5.00
	Exc Award (06/30/2017, 06/30/2021)															
125378	Madurai Athens	08/12/2015	Active	20	7	1	42.86%	12	5	2	Y			07/2025	90+ Days	\$5.24



Club Health Assessment for DISTRICT 3242 B through October 2025

			Status	Membership					Reports					Finance	LCIF	
Club Number	Club Name	Charter Date	Times in Status Quo in Past 2 Years	Current Member Count **	YTD Members Added	YTD Members Dropped	YTD Net Growth% ***	Member Count 1 Year Ago	Dropped Members Avg.Length of Service	Months Since Membership Update	Current Officers Reported ****	Current President Repeated Term	VP Reported *****	Last Date Reported Service (mm/yyyy)	Account Balance	YTD Donations
Exc Award (06/30/2017)			Active	40	8	0	25.00%	36		0	Y		N	10/2025	90+ Days	\$105.00
147484	Madurai Best Friends	07/07/2021														
Exc Award (06/30/2022)			Active	18	2	0	12.50%	16		0	Y			10/2025		\$5.24
129756	Madurai Centennial	01/30/2017														
Exc Award (06/01/2018)			Active	15	1	0	7.14%	16		1	Y			10/2025		\$5.82
35880	MADURAI CENTRAL	06/12/1978														
Exc Award (06/30/2017, 06/30/2018)			Active	115	6	0	5.50%	126		1	Y		N	10/2025		\$587.94
26490	MADURAI CITY	01/13/1966														
Exc Award (06/30/2018, 06/30/2022, 06/30/2023)			Active	76	6	0	8.57%	66		1	Y			10/2025		\$5.82
48897	MADURAI COSMOS	09/12/1988														
Exc Award (06/30/2016, 06/30/2017, 06/30/2018, 06/30/2022, 06/30/2023)			Active	31	6	0	24.00%	23		1	Y			07/2025		\$5.82
106572	MADURAI DUKE	09/10/2009														
Exc Award (06/30/2017)			Active	28	5	0	21.74%	24		1	Y			09/2025		\$5.82
53988	MADURAI EAST	01/18/1993														
Exc Award (06/30/2016, 06/30/2017)			Active(2)	14	0	2	-12.50%	16	6	0	Y			10/2025		
55260	MADURAI ECHO	01/28/1994														
Exc Award (06/30/2018, 06/30/2023)			Active	45	5	0	12.50%	43		1	Y			08/2025		\$116.38
84636	MADURAI ELITE	01/03/2005														
Exc Award (06/30/2016, 06/30/2017)			Active	12	1	0	9.09%	23		3	Y	2		08/2025	90+ Days	\$5.82
126878	Madurai Friends	03/11/2016														
Exc Award (06/30/2020, 06/30/2021, 06/30/2022)			Active	34	1	0	3.03%	35		2	Y			10/2025		\$34.34
55775	MADURAI GEM	05/31/1994														
Exc Award (06/30/2017, 06/30/2018, 06/30/2023)			Active	32	2	1	3.23%	31	17	0	Y		N	10/2025		\$5.82
101805	MADURAI GOLDEN JUBILEE	05/14/2008														
Exc Award (06/30/2022, 06/30/2023)			Active(1)	23	23	0	100.00%	31		1	Y	2		10/2025	90+ Days	
123579	Madurai Green City	11/10/2014														
Exc Award (06/30/2016, 06/30/2018)			Active	15	2	0	15.38%	13		3	Y			07/2025	90+ Days	\$11.64
109544	MADURAI HAPPY	10/26/2010														
Exc Award (06/30/2017)			Active	48	1	0	2.13%	48		3	Y			10/2025		\$761.52
26489	MADURAI HOST	04/28/1958														



Club Health Assessment for DISTRICT 3242 B through October 2025

			Status	Membership					Reports				Finance		LCIF	
Club Number	Club Name	Charter Date	Times in Status Quo in Past 2 Years	Current Member Count **	YTD Members Added	YTD Members Dropped	YTD Net Growth% ***	Member Count 1 Year Ago	Dropped Members Avg.Length of Service	Months Since Membership Update	Current Officers Reported ****	Current President Repeated Term	VP Reported *****	Last Date Reported Service (mm/yyyy)	Account Balance	YTD Donations
104934	Exc Award (06/30/2016, 06/30/2017, 06/30/2022) MADURAI JEYAM	03/06/2009	Active(1)	9	2	0	28.57%	8		0	Y	2		08/2025		
56516	Exc Award (06/30/2016) MADURAI K K NAGAR	02/06/1995	Active	43	16	0	59.26%	27		0	Y			10/2025		
143686	Exc Award (06/30/2017) Madurai Kurinji Malar	12/03/2020	Active	15	1	0	7.14%	16		1	Y		N	07/2025		\$5.24
49424	Exc Award (06/30/2022) MADURAI KURUNJI	04/30/1989	Active(1)	15	1	0	7.14%	14		3	Y			07/2025	90+ Days	\$5.82
132088	Exc Award (06/30/2017, 06/30/2018) Madurai Magudam	07/04/2017	Active	9	1	0	12.50%	10		2	Y			10/2025	90+ Days	\$5.82
51102	MADURAI MAJESTIC	12/04/1990	Active	16	1	0	6.67%	15		2	Y		R	09/2025		
42723	Exc Award (06/30/2016) MADURAI MALLIGAI	05/26/1983	Active	19	1	0	5.56%	22		3	Y	2	R	10/2025		\$5.82
55033	Exc Award (06/30/2017, 06/30/2022) MADURAI MANNAR	11/05/1993	Active	36	7	0	24.14%	32		0	Y			10/2025	90+ Days	\$20.00
155323	Exc Award (06/30/2023) Madurai Mannin Maintharkal	08/04/2023	Active	14	1	0	7.69%	16		0	Y			10/2025	90+ Days	\$5.24
122982	Madurai Melvin	08/21/2014	Active	13	6	0	85.71%	9		0	Y		N	10/2025	90+ Days	\$12.02
45968	MADURAI METRO	03/19/1986	Active	19	1	0	5.56%	20		3	Y	2	R	10/2025	90+ Days	\$5.00
54421	Exc Award (06/30/2017, 06/30/2022) MADURAI NAVJEEVAN	05/03/1993	Active	25	5	0	25.00%	25		0	Y		N	10/2025		\$5.82
50233	Exc Award (06/30/2016, 06/30/2017, 06/30/2021) MADURAI NORTH	02/22/1990	Active	21	1	0	5.00%	20		3	Y		R	07/2025		\$5.00
42621	Exc Award (06/30/2017) MADURAI PALACE	04/07/1983	Active	25	8	0	47.06%	20		0	Y			08/2025		\$5.24
41767	Exc Award (06/30/2016, 06/30/2017, 06/30/2018) MADURAI PANDYAN	07/27/1982	Active	26	2	1	4.00%	25	13	2	Y			10/2025		\$5.82
146150	Exc Award (06/30/2017, 06/30/2023) Madurai Park Town	06/03/2021	Cancelled(6*)	0	0	0	0.00%	4		3	N	None		11/2023		
131414	Madurai Penny Cuick	06/17/2017	Active	38	7	4	8.57%	32	3	1	Y			09/2025		\$5.82
	Exc Award (06/30/2023, 06/30/2024)															



Club Health Assessment for DISTRICT 3242 B through October 2025

			Status	Membership						Reports				Finance	LCIF	
Club Number	Club Name	Charter Date	Times in Status Quo in Past 2 Years	Current Member Count **	YTD Members Added	YTD Members Dropped	YTD Net Growth% ***	Member Count 1 Year Ago	Dropped Members Avg.Length of Service	Months Since Membership Update	Current Officers Reported ****	Current President Repeated Term	VP Reported *****	Last Date Reported Service (mm/yyyy)	Account Balance	YTD Donations
147367	Madurai Phoenix	07/05/2021	Active	57	12	3	18.75%	44	1	1	Y		R	10/2025		\$126.41
	Exc Award (06/30/2022, 06/30/2023)															
123594	Madurai Royal Emperors	11/11/2014	Active	17	1	0	6.25%	27		0	Y		N	10/2025		\$5.00
	Exc Award (06/30/2017, 06/30/2021, 06/30/2024)															
151284	Madurai Royal Kings	06/19/2022	Active	12	1	0	9.09%	11		3	Y			07/2025	90+ Days	\$5.00
118883	MADURAI SANGAMAM	03/06/2013	Active(1)	17	2	0	13.33%	23		2	Y		N	09/2025	90+ Days	\$5.82
	Exc Award (06/30/2017)															
139901	Madurai Senthamil	09/23/2019	Active	17	6	0	54.55%	12		2	Y	2	N	10/2025		\$121.39
	Exc Award (06/30/2021)															
56282	MADURAI SEVEN HILLS	11/28/1994	Active	49	8	0	19.51%	48		0	Y		N	10/2025	90+ Days	\$10.01
	Exc Award (06/30/2017)															
147467	Madurai Smart City	07/06/2021	Active	12	5	0	71.43%	10		0	Y		N	10/2025		
143882	Madurai Subramaniapuram	12/28/2020	Active(1)	10	1	0	11.11%	13		2	Y			07/2025	90+ Days	\$5.00
106401	MADURAI SUCCESS	08/26/2009	Active	22	2	3	-4.35%	31	9	3	Y			07/2025	90+ Days	\$5.00
	Exc Award (06/30/2017, 06/30/2021)															
106343	MADURAI SUN	08/24/2009	Active(1)	21	5	1	23.53%	17	8	2	Y	2		10/2025	90+ Days	\$5.82
	Exc Award (06/30/2017)															
67125	MADURAI THAMIL	01/28/2003	Active(1)	17	5	0	41.67%	17		3	Y			08/2025		\$5.82
	Exc Award (06/30/2017, 06/30/2018)															
147802	Madurai The Honest	08/24/2021	Active	26	6	0	30.00%	20		0	Y			08/2025		\$5.82
59052	MADURAI THENDRAL	01/27/1997	Active	74	6	0	8.82%	69		2	Y			07/2025		\$3,045.68
	Exc Award (06/30/2018, 06/30/2022, 06/30/2023)															
125379	Madurai Thirunagar Best	09/23/2015	Active	23	7	1	35.29%	17	2	1	Y			09/2025	90+ Days	\$5.00
	Exc Award (06/30/2017)															
41090	MADURAI VAIGAI	03/08/1982	Active	50	9	1	19.05%	48	9	1	Y		N	10/2025		\$106.80
	Exc Award (06/30/2016, 06/30/2017, 06/30/2019, 06/30/2021, 06/30/2022)															
63616	MADURAI VAIGAI VADAKARAI	10/09/2000	Active	11	0	0	0.00%	16		4	Y			08/2025	90+ Days	\$15.83
	Exc Award (06/30/2016, 06/30/2017)															
52836	MADURAI VANTAGE	04/01/1992	Active	35	7	0	25.00%	28		0	Y			10/2025		\$375.94
	Exc Award (06/30/2016, 06/30/2018, 06/30/2022, 06/30/2023)															



Club Health Assessment for DISTRICT 3242 B through October 2025

			Status	Membership						Reports				Finance		LCIF
Club Number	Club Name	Charter Date	Times in Status Quo in Past 2 Years	Current Member Count **	YTD Members Added	YTD Members Dropped	YTD Net Growth% ***	Member Count 1 Year Ago	Dropped Members Avg.Length of Service	Months Since Membership Update	Current Officers Reported ****	Current President Repeated Term	VP Reported *****	Last Date Reported Service (mm/yyyy)	Account Balance	YTD Donations
65227	MADURAI VICTORY	04/15/2002	Active	24	3	0	14.29%	22		0	Y			09/2025		\$5.00
	Exc Award (06/30/2016, 06/30/2017)															
124235	Madurai Villapuram Pudhu Nagar	03/02/2015	Active	23	5	0	27.78%	19		0	Y	2		09/2025	90+ Days	\$5.00
	Exc Award (06/30/2017, 06/30/2018)															
151143	Madurai Vivegam	06/17/2022	Active	44	5	1	10.00%	37	1	1	Y			10/2025		\$15.01
	Exc Award (06/30/2024)															
64186	MANAMADURAI VAIRAM	04/18/2001	Active	44	1	0	2.33%	54		3	Y			07/2025	90+ Days	\$5.82
	Exc Award (06/30/2017, 06/30/2023)															
118967	MARAVAMANGALAM	03/22/2013	Active	22	1	0	4.76%	21		3	Y			08/2025		\$5.82
	Exc Award (06/30/2017, 06/30/2018, 06/30/2023)															
122992	Melur Dynamic	08/22/2014	Active	19	6	0	46.15%	18		0	Y			10/2025	90+ Days	\$5.82
55104	MELUR SUPREME	12/07/1993	Active	213	6	0	2.90%	239		2	Y			10/2025		\$110.22
	Exc Award (06/30/2017, 06/30/2018, 06/30/2021)															
101614	NAGAMALAI PUDUKOTTAI	03/27/2008	Active	21	1	0	5.00%	20		3	Y	2		10/2025	90+ Days	\$5.82
	Exc Award (06/30/2017)															
147365	Natham City	07/05/2021	Active	38	1	0	2.70%	37		3	Y			10/2025		\$5.24
49144	NEIKARAPATTI	01/09/1989	Active	98	39	0	66.10%	58		1	Y			10/2025		\$5.00
	Exc Award (06/30/2018)															
60373	NILAKKOTTAI FLOWER CITY	02/16/1998	Active	18	1	1	0.00%	19	3	0	Y			09/2025		\$820.53
124296	Nilakkottai Malligai	03/09/2015	Active	13	6	1	62.50%	8	0	1	Y	2		10/2025	90+ Days	\$5.82
26494	ODDANCHATRAM	12/21/1971	Active	25	1	0	4.17%	27		3	Y		R	09/2025		\$5.82
	Exc Award (06/30/2022)															
26495	PALANI	06/20/1964	Active	38	6	4	5.56%	32	11	1	Y			10/2025		\$767.34
	Exc Award (06/30/2016, 06/30/2017, 06/30/2018, 06/30/2022)															
140952	Palani Doctor Piramanayagam	02/24/2020	Active	58	10	4	11.54%	53	16	2	Y	2		10/2025		\$1,518.28
110131	PALANI GOLDEN TEMPLE CITY	01/27/2011	Active	27	1	0	3.85%	26		3	Y			07/2025		\$5.82
	Exc Award (06/30/2016)															
132504	Palani Good Lions	09/27/2017	Active(1)	17	1	0	6.25%	16		3	Y			08/2025	90+ Days	
108154	PALANI MALAIKOIL	04/21/2010	Active	34	1	2	-2.86%	48	5	2	Y		N	10/2025		
	Exc Award (06/30/2017)															



Club Health Assessment for DISTRICT 3242 B through October 2025

			Status	Membership						Reports				Finance	LCIF	
Club Number	Club Name	Charter Date	Times in Status Quo in Past 2 Years	Current Member Count **	YTD Members Added	YTD Members Dropped	YTD Net Growth% ***	Member Count 1 Year Ago	Dropped Members Avg.Length of Service	Months Since Membership Update	Current Officers Reported ****	Current President Repeated Term	VP Reported *****	Last Date Reported Service (mm/yyyy)	Account Balance	YTD Donations
65028	PALANI ROYAL CITY	02/27/2002	Active	23	5	0	27.78%	17		1	Y			09/2025	90+ Days	\$111.15
147312	Palani Sigaram	07/04/2021	Active(1)	21	7	7	0.00%	21	4	0	Y	3		08/2025	90+ Days	\$5.82
139219	Palani Thanga Ratham	07/24/2019	Active	44	7	4	7.32%	37	4	0	Y		R	10/2025		\$5.00
	Exc Award (06/30/2022)															
151243	Palani Town	06/17/2022	Active	25	1	0	4.17%	24		1	Y			10/2025		\$5.82
65015	PALLATHUR	02/27/2002	Active	20	1	2	-4.76%	21	16	3	Y			07/2025		\$10.01
	Exc Award (06/30/2017)															
100259	PATTIVEERANPATTI PLANTATION CITY	09/20/2007	Active	33	1	0	3.13%	32		3	Y			10/2025		
	Exc Award (06/30/2017)															
52145	PERIYAKULAM MANGO CITY	11/07/1991	Active	39	14	0	56.00%	45		1	Y			10/2025		\$117.46
	Exc Award (06/30/2016, 06/30/2022, 06/30/2023)															
138559	Periyakulam Royal	06/20/2019	Active	28	1	0	3.70%	27		3	Y			09/2025		\$11.64
39653	SHOLVANDAN	03/26/1981	Active	43	3	0	7.50%	44		0	Y			10/2025	90+ Days	\$5.81
	Exc Award (06/30/2017, 06/30/2018, 06/30/2022, 06/30/2023)															
101779	SINGAMPUNARI SEVUGA	05/14/2008	Active(1)	29	2	0	7.41%	25		3	Y		N	08/2025	90+ Days	\$5.00
	Exc Award (06/30/2016, 06/30/2017, 06/30/2023)															
26503	SIVAGANGA	09/08/1971	Active	57	6	1	9.62%	48	1	0	Y			10/2025		\$5.00
	Exc Award (06/30/2017, 06/30/2023)															
65219	SIVAGANGAI COSMOS	04/15/2002	Active(2)	37	6	7	-2.63%	35	2	1	Y			10/2025		\$5.82
	Exc Award (06/30/2017, 06/30/2018, 06/30/2023)															
111099	SIVAGANGAI SUPREME	06/16/2011	Active	29	2	0	7.41%	32		1	Y			10/2025		\$5.82
	Exc Award (06/30/2016, 06/30/2017, 06/30/2018, 06/30/2023)															
154699	Theni Bharat	06/16/2023	Active	38	6	1	15.15%	30	2	0	Y		N	10/2025		\$105.91
123994	Theni Honey	01/23/2015	Active	37	6	5	2.78%	36	4	2	Y			10/2025	90+ Days	\$11.64
	Exc Award (06/30/2016, 06/30/2017, 06/30/2022, 06/30/2023)															
78099	THENI MULLAI	01/22/2004	Active	27	1	14	-32.50%	46	4	0	N	None		08/2025	90+ Days	\$11.64
	Exc Award (06/30/2017, 06/30/2022, 06/30/2023)															
123996	Theni Royal	01/23/2015	Active	149	31	0	26.27%	116		1	Y			07/2025	90+ Days	\$11.64



Club Health Assessment for DISTRICT 3242 B through October 2025

			Status	Membership						Reports				Finance	LCIF	
Club Number	Club Name	Charter Date	Times in Status Quo in Past 2 Years	Current Member Count **	YTD Members Added	YTD Members Dropped	YTD Net Growth% ***	Member Count 1 Year Ago	Dropped Members Avg.Length of Service	Months Since Membership Update	Current Officers Reported ****	Current President Repeated Term	VP Reported *****	Last Date Reported Service (mm/yyyy)	Account Balance	YTD Donations
Exc Award (06/30/2017, 06/30/2022)																
125850	Theni Silver Jubilee	10/19/2015	Active	47	2	0	4.44%	40		2	Y			08/2025	90+ Days	\$5.82
Exc Award (06/30/2017, 06/30/2022)																
104460	THENI THENDRAL	01/19/2009	Active	34	5	0	17.24%	32		1	Y			10/2025		\$11.64
Exc Award (06/30/2017, 06/30/2018, 06/30/2022, 06/30/2023)																
56285	THENI VAIGAI	11/28/1994	Active	131	13	1	10.08%	134	5	0	Y			10/2025		\$17.46
Exc Award (06/30/2017, 06/30/2018, 06/30/2022, 06/30/2023)																
147483	Thevaram	08/23/2021	Active(1)	38	5	0	15.15%	32		1	Y			08/2025	90+ Days	\$11.64
151453	Thevaram Imayam	06/22/2022	Active	35	5	0	16.67%	31		0	Y			10/2025		\$115.22
Exc Award (06/30/2023)																
54174	THIRUMANGALAM CITY	03/01/1993	Active(1)	28	1	0	3.70%	33		3	Y	2	R	10/2025	90+ Days	\$105.09
Exc Award (06/30/2017, 06/30/2023)																
155377	Thirumangalam Galaxy	07/28/2023	Active	20	1	0	5.26%	27		3	Y			10/2023	90+ Days	\$5.82
143264	Thirumangalam Jayam	10/16/2020	Active	22	5	4	4.76%	25	3	0	N	None	N	08/2025	90+ Days	\$5.00
129270	Thirumangalam Rose	11/14/2016	Active	21	1	3	-8.70%	22	3	0	Y			07/2025	90+ Days	
125383	Thirumangalam Supreme	09/10/2015	Active	36	2	0	5.88%	38		3	Y	2		10/2025		\$100.09
143877	Thirumangalam Thendral	12/30/2020	Active(1)	26	5	0	23.81%	21		0	Y			07/2025	90+ Days	\$5.82
108424	TIRUMANGALAM AANDANDAM	05/21/2010	Active	52	5	0	10.64%	34		0	Y			09/2025	90+ Days	\$5.00
Exc Award (06/30/2016, 06/30/2019, 06/30/2022)																
50083	TIRUNAGAR TOWN	12/30/1989	Active	43	6	0	16.22%	39		1	Y		N	10/2025		\$210.66
Exc Award (06/30/2017, 06/30/2019, 06/30/2020, 06/30/2022, 06/30/2023)																
46675	TIRUPATTUR ARUMUGANAGAR	11/03/1986	Active	60	12	0	25.00%	56		1	Y			09/2025		\$5.00
Exc Award (06/30/2016, 06/30/2017, 06/30/2018, 06/30/2023)																
50912	USILAMPATTI CITY	08/13/1990	Active	40	1	0	2.56%	37		3	Y		R	08/2025		\$5.82
Exc Award (06/30/2017)																
55379	VADIPATTY TOWN	03/02/1994	Active(1)	29	1	0	3.57%	33		3	Y			07/2025	90+ Days	\$5.82
Exc Award (06/30/2016, 06/30/2018, 06/30/2021, 06/30/2023)																
39380	VEDASANDUR	01/26/1981	Active	26	1	0	4.00%	28		3	Y			09/2025		\$5.82



Club Health Assessment for DISTRICT 3242 B through October 2025

						Status		Membership					Reports				Finance		LCIF
Club Number	Club Name	Charter Date				Times in Status Quo in Past 2 Years	Current Member Count **	YTD Members Added	YTD Members Dropped	YTD Net Growth***	Member Count 1 Year Ago	Dropped Members Avg.Length of Service	Months Since Membership Update	Current Officers Reported ****	Current President Repeated Term	VP Reported *****	Last Date Reported Service (mm/yyyy)	Account Balance	YTD Donations
Exc Award (06/30/2023)																			
Current Total Clubs Count	YTD New Clubs Count	YTD Cancelled Clubs Count	YTD Net Club Gain	Current Total Members Count	YTD Add	YTD Drop	YTD Net Growth %	Member Count 12 Months Ago	Average Member Count Per Club	% of Clubs with less than 20 members	% No Officer Report in 12 Months	% of Clubs with balance 90+ days	Number of Clubs in Status Quo	% Status Quo Clubs in Financial Suspension	Number of Cancelled Clubs	Average Cancelled Club Age	Members Lost Due to Cancellation	% of Clubs Cancelled for Non-Financial Reasons	
192	10	1	9	6,798	1,263	156	1,107	19.45%	6,040	35	24%	1%	44%	0	0%	1	4	0	100%

* - P - Priority Club. Cancellation Reasons: 1-Objectives/conduct, 2-Non-active club, 5-Non-existing club, 6-Disbanding, 7-Merger, 8-Financial Suspension, 9-District/Multiple District Dues.

** Red denotes below 15 active members.

*** Red denotes 20% + loss.

**** Y - all 3 (President, Secretary, Treasurer) club officers reported, N - not all 3 reported.

***** Abbreviation: N-New, IP-Immediate Past, R-Repeat.



Club Health Assessment for DISTRICT 3242 C through October 2025

			Status	Membership					Reports				Finance	LCIF		
Club Number	Club Name	Charter Date	Times in Status Quo in Past 2 Years	Current Member Count **	YTD Members Added	YTD Members Dropped	YTD Net Growth% ***	Member Count 1 Year Ago	Dropped Members Avg.Length of Service	Months Since Membership Update	Current Officers Reported ****	Current President Repeated Term	VP Reported *****	Last Date Reported Service (mm/yyyy)	Account Balance	YTD Donations
Clubs less than two years old																
173163	Chinnavedampatti Industrial Estate	07/23/2024	Active	15	0	0	0.00%	20		5	Y		N	07/2025		
172763	Coimbatore Almighty	07/15/2024	Active	23	0	0	0.00%	22		2	Y			09/2025		\$497.15
172915	Coimbatore Anbu	07/11/2024	Active	31	2	0	6.90%	27		1	Y		N	08/2025		\$1,383.35
175556	Coimbatore Creator	07/28/2024	Active(1)	23	9	0	64.29%	21		0	Y		N	10/2025		
174175	Coimbatore Entrepreneurs	07/12/2024	Active	28	7	0	33.33%	22		0	Y		N	10/2025		\$101.83
157776	Coimbatore Great Legends	04/18/2024	Active	22	0	0	0.00%	21		4	Y			09/2025		
172746	Coimbatore Mahizhchi	07/17/2024	Active	48	0	0	0.00%	50		2	Y	2	R	10/2025		\$101.83
172197	Coimbatore Pearls	06/26/2024	Active	23	0	0	0.00%	22		1	Y			10/2025		\$35.94
183300	Coimbatore Ramnagar Royals	07/25/2025	Active	20	20	0	100.00%	0		0	N			09/2025	90+ Days	
181107	Coimbatore Singai City	03/10/2025	Active	22	3	0	15.79%	0		3	Y	2	N	10/2025		
185330	Coimbatore Titans	07/25/2025	Active	20	20	0	100.00%	0		3	Y		N	09/2025	90+ Days	
176078	Coimbatore Vanam	07/26/2024	Active	21	0	0	0.00%	20		7	Y	2		07/2025		
183272	Coimbatore Warriors	07/25/2025	Active	20	20	0	100.00%	0		3	Y		N	10/2025		
187817	Gudalur	08/18/2025	Newly Chartered	23	23	0	100.00%	0		2	Y					
189792	Gudalur Western Ghats	09/03/2025	Newly Chartered	20	20	0	100.00%	0		1	Y		N	10/2025		
176079	Muthugoundanpudur	08/05/2024	Active	20	0	0	0.00%	20		14	N	None		07/2025		
171740	Palladam Texcity	05/30/2024	Active	52	2	0	4.00%	47		0	Y	2		10/2025		
186231	Sulur Grand City	07/25/2025	Active	20	20	0	100.00%	0		3	Y		N	10/2025		
173392	Tirupur Area	07/26/2024	Active	16	2	0	14.29%	22		2	Y			07/2025		
178384	Tirupur Young Anchor	09/17/2024	Active	17	0	3	-15.00%	20	1	0	Y			10/2025		
157236	Udumalpet New Royals	05/30/2024	Active	31	0	9	-22.50%	25	1	1	Y		N	10/2025		
Exc Award (06/30/2024)																
Clubs more than two years old																
43824	ANAIMALAI	04/04/1984	Active	17	0	0	0.00%	18		4	Y	5	R	10/2025		
Exc Award (06/30/2017, 06/30/2019)																
26472	COIMBATORE	04/17/1958	Active	73	6	1	7.35%	75	23	0	Y		N	10/2025		\$119.80



Club Health Assessment for DISTRICT 3242 C through October 2025

			Status	Membership					Reports					Finance		LCIF
Club Number	Club Name	Charter Date	Times in Status Quo in Past 2 Years	Current Member Count **	YTD Members Added	YTD Members Dropped	YTD Net Growth% ***	Member Count 1 Year Ago	Dropped Members Avg.Length of Service	Months Since Membership Update	Current Officers Reported ****	Current President Repeated Term	VP Reported *****	Last Date Reported Service (mm/yyyy)	Account Balance	YTD Donations
Exc Award (06/30/2022, 06/30/2023)																
103376	COIMBATORE AXIOM	09/10/2008	Active	10	0	0	0.00%	15		9	Y	3	N	08/2024		
Exc Award (06/30/2017, 06/30/2018)																
137382	Coimbatore Aakash	05/27/2019	Active	102	5	0	5.15%	75		3	Y		N	10/2025		\$1,095.84
Exc Award (06/30/2022, 06/30/2024)																
131753	Coimbatore Agnee	07/04/2017	Active	26	0	0	0.00%	30		4	Y		N	09/2025		
Exc Award (06/30/2018, 06/30/2019, 06/30/2020, 06/30/2022, 06/30/2023)																
154069	Coimbatore Akshayam	03/31/2023	Active	24	2	0	9.09%	20		0	Y		N	07/2025		
154070	Coimbatore Ananda Akilam	04/11/2023	Active	22	0	0	0.00%	28		4	Y		N	09/2025		
155160	Coimbatore Anandham	07/14/2023	Active	30	6	1	20.00%	25	2	1	Y		R	08/2025		
117679	COIMBATORE BLUESKY	08/21/2012	Active(1)	12	0	0	0.00%	12		28	N	None		09/2025	90+ Days	
Exc Award (06/30/2018)																
110420	COIMBATORE BRAVE QUEENS	02/23/2011	Active	5	0	0	0.00%	7		5	Y		R	08/2025		
Exc Award (06/30/2018)																
40289	COIMBATORE CENTRAL	07/28/1981	Active	32	1	0	3.23%	41		3	Y		N	10/2025		
Exc Award (06/30/2017, 06/30/2018, 06/30/2023)																
156308	Coimbatore Challengers	09/30/2023	Active	16	0	2	-11.11%	18	2	1	Y		N	10/2025		\$29.95
120578	Coimbatore City Central	10/22/2013	Active	34	0	1	-2.86%	36	12	1	Y		N	10/2025		
Exc Award (06/30/2017, 06/30/2019, 06/30/2022)																
142086	Coimbatore Consultants	07/08/2020	Active	20	5	0	33.33%	19		0	Y		N	08/2025		
Exc Award (06/30/2022)																
41942	COIMBATORE COSMOS	10/11/1982	Active	20	0	0	0.00%	20		15	N	None		10/2025	90+ Days	
Exc Award (06/30/2017, 06/30/2019)																
50270	COIMBATORE COTTON CITY	03/05/1990	Active	29	0	0	0.00%	28		4	Y	3	R	10/2025		
Exc Award (06/30/2017)																
152653	Coimbatore Crypto	02/14/2023	Active(1)	39	12	0	44.44%	32		3	Y		N	10/2025		
60015	COIMBATORE GALAXY	10/09/1997	Active(1)	49	11	5	13.95%	45	14	0	Y		R	08/2025		
Exc Award (06/30/2018, 06/30/2019)																
44328	COIMBATORE GANAPATHY	10/19/1984	Active	43	0	3	-6.52%	40	12	1	Y		R	10/2025		
Exc Award (06/30/2017, 06/30/2018, 06/30/2019, 06/30/2024)																



Club Health Assessment for DISTRICT 3242 C through October 2025

			Status	Membership						Reports				Finance	LCIF	
Club Number	Club Name	Charter Date	Times in Status Quo in Past 2 Years	Current Member Count **	YTD Members Added	YTD Members Dropped	YTD Net Growth% ***	Member Count 1 Year Ago	Dropped Members Avg.Length of Service	Months Since Membership Update	Current Officers Reported ****	Current President Repeated Term	VP Reported *****	Last Date Reported Service (mm/yyyy)	Account Balance	YTD Donations
104674	COIMBATORE GANAPATHY TOWN Exc Award (06/30/2018)	02/10/2009	Active	26	3	1	8.33%	27	10	1	Y	2	N	10/2025		\$1,053.91
55528	COIMBATORE GOLDEN CITY Exc Award (06/30/2017, 06/30/2018, 06/30/2019)	04/07/1994	Active	38	0	0	0.00%	43		2	Y		N	10/2025		
106616	COIMBATORE GREEN	09/16/2009	Active	37	0	0	0.00%	36		4	Y		N	10/2025		\$1,363.29
151740	Coimbatore Happy Home	07/13/2022	Active	31	0	0	0.00%	21		2	Y	2	N	09/2025		
52264	COIMBATORE HOPE Exc Award (06/30/2017, 06/30/2018, 06/30/2019, 06/30/2020, 06/30/2023)	12/13/1991	Active	37	0	0	0.00%	39		2	Y		R	10/2025		
120512	Coimbatore Imayam Exc Award (06/30/2018, 06/30/2024)	10/10/2013	Active	52	0	0	0.00%	48		3	Y		R	10/2025		
42125	COIMBATORE INDUS ESTATE Exc Award (06/30/2017, 06/30/2018, 06/30/2022, 06/30/2024)	12/20/1982	Active	40	0	0	0.00%	36		4	Y		R	07/2024		
119555	Coimbatore Industrial City Exc Award (06/30/2017, 06/30/2018, 06/30/2022)	06/07/2013	Active	20	0	0	0.00%	18		5	Y	3	R	09/2025		
151741	Coimbatore Integrity	07/11/2022	Active	66	10	0	17.86%	56		0	Y		N	10/2025		\$1,000.00
55718	COIMBATORE K R PURAM Exc Award (06/30/2018, 06/30/2019, 06/30/2022)	05/17/1994	Active	23	2	0	9.52%	25		2	Y		N	09/2025		
152654	Coimbatore Kalanchiyam	01/25/2023	Active(1)	19	0	0	0.00%	19		21	N	None		10/2025	90+ Days	
141018	Coimbatore Kovai Smart City Exc Award (06/30/2021)	02/25/2020	Active	22	0	0	0.00%	22		6	Y	3	R	08/2025		
106700	COIMBATORE KURINJI Exc Award (06/30/2021, 06/30/2022)	10/02/2009	Active	46	0	0	0.00%	51		2	Y		N	10/2025		
109301	COIMBATORE MARUDAMALA Exc Award (06/30/2017, 06/30/2022)	09/23/2010	Active	27	3	1	8.00%	30	3	2	Y		N	10/2025		
147034	Coimbatore Merit	07/06/2021	Active	16	0	0	0.00%	19		4	Y		N	08/2025		
60955	COIMBATORE MID TOWN Exc Award (06/30/2018, 06/30/2019)	06/26/1998	Active(1)	12	0	1	-7.69%	8	9	1	Y	4		08/2024		
106566	COIMBATORE NEHRU NAGAR	09/10/2009	Active(1)	77	4	1	4.05%	99	0	3	Y		N	10/2025		\$240.26



Club Health Assessment for DISTRICT 3242 C through October 2025

			Status	Membership					Reports					Finance		LCIF
Club Number	Club Name	Charter Date	Times in Status Quo in Past 2 Years	Current Member Count **	YTD Members Added	YTD Members Dropped	YTD Net Growth% ***	Member Count 1 Year Ago	Dropped Members Avg.Length of Service	Months Since Membership Update	Current Officers Reported ****	Current President Repeated Term	VP Reported *****	Last Date Reported Service (mm/yyyy)	Account Balance	YTD Donations
Exc Award (06/30/2018, 06/30/2019, 06/30/2022)																
78050	COIMBATORE NOBLE HEARTS	02/25/2004	Active	37	0	0	0.00%	36		4	Y		N	10/2025		
Exc Award (06/30/2017, 06/30/2018, 06/30/2019, 06/30/2023)																
52266	COIMBATORE ONDIPUDUR	12/13/1991	Active	34	0	0	0.00%	30		4	Y		R	09/2024		
Exc Award (06/30/2019)																
55531	COIMBATORE ORION	04/04/1994	Active(1)	34	0	0	0.00%	35		3	Y			09/2025		
Exc Award (06/30/2023)																
141990	Coimbatore Patteeswara	07/07/2020	Active	19	0	6	-24.00%	36	1	1	Y			10/2025		
Exc Award (06/30/2022, 06/30/2023)																
125684	Coimbatore Peelamedu Kings	08/24/2015	Active	20	1	0	5.26%	24		3	Y			10/2025		\$1,101.82
Exc Award (06/30/2017, 06/30/2018, 06/30/2022)																
151187	Coimbatore PSGR Krishnammal College for	06/22/2022	Active	6	0	0	0.00%	10		5	Y			10/2025		
30085	COIMBATORE RAMNAGAR	12/30/1974	Active	21	0	4	-16.00%	32	2	2	Y	2		07/2025		
Exc Award (06/30/2017, 06/30/2019, 06/30/2022)																
106581	COIMBATORE RANGANATHAN	09/10/2009	Active	35	0	0	0.00%	25		4	Y			10/2025		
Exc Award (06/30/2019)																
148810	Coimbatore Real Value	11/15/2021	Active	35	2	0	6.06%	32		1	Y		N	10/2025		\$2,113.81
Exc Award (06/30/2022, 06/30/2023)																
147841	Coimbatore Royal	09/16/2021	Active	19	2	3	-5.00%	20	4	1	Y		N	10/2025	90+ Days	
Exc Award (06/30/2022)																
57537	COIMBATORE SAVERIARPALAYAM	11/10/1995	Active	53	0	2	-3.64%	53	8	2	Y	2	R	10/2025		
Exc Award (06/30/2023)																
152904	Coimbatore Sharks	03/17/2023	Active(1)	16	0	0	0.00%	16		16	N	None		09/2025	90+ Days	
116840	COIMBATORE SIDCO INDUSTRIAL ESTATE	05/15/2012	Active	64	11	0	20.75%	78		1	Y		R	10/2025		
Exc Award (06/30/2018, 06/30/2019, 06/30/2021, 06/30/2022)																
131938	Coimbatore Sigaram	07/04/2017	Active	27	10	0	58.82%	21		2	Y		N	10/2025		
Exc Award (06/30/2018)																
44332	COIMBATORE SINGANALLUR	10/22/1984	Active	24	0	4	-14.29%	32	8	0	Y		N	10/2025		
Exc Award (06/30/2017, 06/30/2019)																



Club Health Assessment for DISTRICT 3242 C through October 2025

			Status	Membership						Reports				Finance	LCIF			
Club Number	Club Name	Charter Date	Times in Status Quo in Past 2 Years	Current Member Count **	YTD Members Added	YTD Members Dropped	YTD Net Growth% ***	Member Count 1 Year Ago	Dropped Members Avg.Length of Service	Months Since Membership Update	Current Officers Reported ****	Current President Repeated Term	VP Reported *****	Last Date Reported Service (mm/yyyy)	Account Balance	YTD Donations		
53679	COIMBATORE SPIN CITY	09/14/1992	Active	36	0	1	-2.70%	30	21	1	Y		N	09/2025	90+ Days			
	Exc Award (06/30/2017)																	
136750	Coimbatore Stars	11/13/2018	Active	17	0	0	0.00%	15		4	Y		N	10/2025				
	Exc Award (06/30/2023)																	
150007	Coimbatore Superior Kings	03/25/2022	Active(2)	22	0	3	-12.00%	26	1	3	Y			09/2025				
53946	COIMBATORE SUPREME	12/29/1992	Active	52	0	0	0.00%	56		3	Y			10/2025		\$233.60		
	Exc Award (06/30/2018, 06/30/2019, 06/30/2022, 06/30/2023)																	
103664	COIMBATORE TIDELL CITY	09/18/2008	Active	65	0	4	-5.80%	66	10	1	Y		N	09/2025				
	Exc Award (06/30/2017, 06/30/2018, 06/30/2019, 06/30/2021, 06/30/2022, 06/30/2023)																	
152883	Coimbatore Top City	03/06/2023	Active	15	0	0	0.00%	17		4	Y	2		09/2025				
148136	Coimbatore Udhayam	10/07/2021	Active(2)	13	0	2	-13.33%	16	15	0	Y	2	N	09/2025	90+ Days			
110126	KOLUMAM	01/14/2011	Active(1)	16	0	0	0.00%	18		5	Y		N	07/2025				
	Exc Award (06/30/2018, 06/30/2022)																	
42898	KOTAGIRI	06/14/1983	Active(1)	40	0	0	0.00%	39		2	Y		N	10/2025				
	Exc Award (06/30/2019)																	
103666	KURICHI INDUSTRIAL ESTATE	09/18/2008	Active	135	12	0	9.76%	280		1	Y		N	10/2025		\$4,050.31		
	Exc Award (06/30/2017, 06/30/2018, 06/30/2019, 06/30/2021, 06/30/2022, 06/30/2023)																	
48696	MADATHUKULAM	06/01/1988	Active	66	0	0	0.00%	71		4	Y		N	09/2025				
	Exc Award (06/30/2017, 06/30/2019, 06/30/2023)																	
26474	NILGIRIS	01/12/1960	Active	34	1	6	-12.82%	41	17	2	Y		N	10/2025				
	Exc Award (06/30/2018)																	
35262	OOTACAMUND	03/03/1978	Active	19	0	2	-9.52%	21	2	2	Y		N	09/2025		\$1,000.00		
	Exc Award (06/30/2018, 06/30/2019, 06/30/2020)																	
148197	Ootacamund Kings	10/07/2021	Active	26	2	2	0.00%	24	4	0	Y			10/2025				
	Exc Award (06/30/2024)																	
58352	OOTY CROWN	05/29/1996	Active	11	0	0	0.00%	11		28	N	None		07/2025				
	Exc Award (06/30/2018)																	
51159	OOTY TOWN	12/28/1990	Active	38	0	0	0.00%	39		4	Y			09/2025				



Club Health Assessment for DISTRICT 3242 C through October 2025

			Status	Membership						Reports				Finance		LCIF
Club Number	Club Name	Charter Date	Times in Status Quo in Past 2 Years	Current Member Count **	YTD Members Added	YTD Members Dropped	YTD Net Growth% ***	Member Count 1 Year Ago	Dropped Members Avg.Length of Service	Months Since Membership Update	Current Officers Reported ****	Current President Repeated Term	VP Reported *****	Last Date Reported Service (mm/yyyy)	Account Balance	YTD Donations
Exc Award (06/30/2017, 06/30/2018, 06/30/2021)			Active	74	0	1	-1.33%	70	6	3	Y		N	09/2025		
43827	PALLADAM	04/24/1984														
Exc Award (06/30/2017, 06/30/2019, 06/30/2021, 06/30/2022)			Active(1)	27	0	1	-3.57%	26	1	1	Y	2		10/2025		
144587	Palladam Friends	01/06/2021														
Exc Award (06/30/2022)			Active	86	15	0	21.13%	68		0	Y		N	10/2025		\$2,000.00
26497	POLLACHI	03/14/1965														
Exc Award (06/30/2018, 06/30/2019, 06/30/2022)			Active(1)	30	1	0	3.45%	51		3	Y			09/2025		
138395	Pollachi Agni	05/29/2019														
			Active	42	0	0	0.00%	73		3	Y		N	09/2025		\$1,040.74
123977	Pollachi Centrall	01/15/2015														
Exc Award (06/30/2017, 06/30/2018, 06/30/2021, 06/30/2022, 06/30/2023)			Active	28	0	0	0.00%	28		4	Y	2	N	10/2025		
141678	Pollachi Elite	06/11/2020														
			Active	18	4	2	12.50%	22	4	2	Y			10/2025		
144498	Pollachi Excellence	01/04/2021														
Exc Award (06/30/2022)			Active	17	0	0	0.00%	17		5	Y		N	08/2025		
134992	Pollachi Grand	06/19/2018														
			Active	22	0	0	0.00%	22		17	N	None		10/2025		
156394	Pollachi Nature	10/11/2023														
			Active(1)	24	6	0	33.33%	27		1	Y		N	07/2025		
123100	Pollachi Pride	09/10/2014														
Exc Award (06/30/2017, 06/30/2019, 06/30/2022, 06/30/2023)			Active	36	5	0	16.13%	34		3	Y		N	10/2025		
126404	Pollachi Royals	01/13/2016														
Exc Award (06/30/2017)			Active	26	0	0	0.00%	207		4	Y	4		08/2025	90+ Days	
123011	Pollachi South	08/26/2014														
			Active	25	0	0	0.00%	216		4	N	2		08/2025	90+ Days	
119789	Pollachi Sree Ramu College Campus	06/25/2013														
Exc Award (06/30/2018)			Active(1)	18	0	0	0.00%	21		4	Y	3	R	08/2025		
84566	POLLACHI SUCCESS	12/21/2004														
			Active	57	0	0	0.00%	109		4	Y	4		08/2025	90+ Days	
132084	Pollachi Western Ghats	07/04/2017														
Exc Award (06/30/2018)			Active	42	0	0	0.00%	43		5	Y		N	09/2025	90+ Days	
63885	POLLACHI-LIBERTY	01/02/2001														
Exc Award (06/30/2017, 06/30/2022)			Active	92	0	0	0.00%	112		4	Y	3		08/2025	90+ Days	
142519	Sethumadai	08/26/2020														
			Active(1)	42	0	4	-8.70%	45	11	1	Y			07/2025		
110352	SIRUKKALANTHAI	02/17/2011														



Club Health Assessment for DISTRICT 3242 C through October 2025

			Status	Membership						Reports				Finance		LCIF
Club Number	Club Name	Charter Date	Times in Status Quo in Past 2 Years	Current Member Count **	YTD Members Added	YTD Members Dropped	YTD Net Growth% ***	Member Count 1 Year Ago	Dropped Members Avg.Length of Service	Months Since Membership Update	Current Officers Reported ****	Current President Repeated Term	VP Reported *****	Last Date Reported Service (mm/yyyy)	Account Balance	YTD Donations
Exc Award (06/30/2017)			Active	73	0	0	0.00%	74		5	Y		R	09/2025		
43562	SULUR	02/27/1984														
Exc Award (06/30/2017, 06/30/2018, 06/30/2019, 06/30/2024)			Active	20	0	0	0.00%	19		1	Y		N	10/2025		
142172	Sulur Excellence	07/21/2020														
Exc Award (06/30/2022)			Active(1)	26	0	1	-3.70%	26	14	3	Y		N	07/2025		
119615	Sulur Golden City	06/12/2013														
Exc Award (06/30/2017, 06/30/2018, 06/30/2021, 06/30/2022)			Active(1)	22	0	0	0.00%	18		4	Y			10/2025		
131894	Sulur Greater	07/04/2017														
Exc Award (06/30/2018)			Active	83	5	0	6.41%	150		0	Y		N	10/2025		
99139	SULUR TOWN	04/17/2007														
Exc Award (06/30/2018, 06/30/2021, 06/30/2022)			Active	142	7	2	3.65%	194	10	1	Y		N	10/2025		
26509	TIRUPUR	12/19/1961														
Exc Award (06/30/2017, 06/30/2021, 06/30/2022, 06/30/2024)			Active	42	0	2	-4.55%	58	16	1	Y			08/2024		
104933	TIRUPUR EAST	04/16/2009														
Exc Award (06/30/2017, 06/30/2019, 06/30/2021, 06/30/2022)			Active	28	0	0	0.00%	40		2	Y			09/2025		
103914	TIRUPUR KNIT CITY	11/05/2008														
Exc Award (06/30/2022, 06/30/2023)			Active	39	0	0	0.00%	50		0	Y		N	10/2025		
125283	Tirupur Anchor	07/31/2015														
Exc Award (06/30/2017, 06/30/2018, 06/30/2019, 06/30/2020, 06/30/2021, 06/30/2023)			Active	135	0	0	0.00%	133		4	Y			10/2025		
62092	TIRUPUR CENTRAL	06/14/1999														
Exc Award (06/30/2018, 06/30/2019)			Active	35	12	2	40.00%	25	1	3	Y		N	09/2025		
119718	Tirupur Cotton City	06/25/2013														
Exc Award (06/30/2018)			Active	39	4	0	11.43%	419		0	Y		N	10/2025		
117441	TIRUPUR GREATER	07/23/2012														
Exc Award (06/30/2018, 06/30/2023)			Active	26	0	0	0.00%	47		4	Y			10/2025		
129357	Tirupur Kumaran	11/08/2016														
Exc Award (06/30/2018, 06/30/2022, 06/30/2023)			Active	89	0	0	0.00%	78		4	Y			09/2025		
84159	TIRUPUR MELVIN JONES	09/07/2004														



Club Health Assessment for DISTRICT 3242 C through October 2025

INTERNATIONAL

			Status		Membership					Reports				Finance		LCIF		
Club Number	Club Name	Charter Date	Times in Status Quo in Past 2 Years	Current Member Count **	YTD Members Added	YTD Members Dropped	YTD Net Growth% ***	Member Count 1 Year Ago	Dropped Members Avg.Length of Service	Months Since Membership Update	Current Officers Reported ****	Current President Repeated Term	VP Reported *****	Last Date Reported Service (mm/yyyy)	Account Balance	YTD Donations		
110602	Exc Award (06/30/2017, 06/30/2018, 06/30/2019, 06/30/2022) TIRUPUR MIDTOWN	03/28/2011	Active	15	0	1	-6.25%	15	2	3	Y		N	10/2025				
98123	Exc Award (06/30/2017, 06/30/2018) TIRUPUR NORTH	12/07/2006	Active	37	0	2	-5.13%	39	6	1	Y	3		07/2025				
144511	Exc Award (06/30/2017, 06/30/2018, 06/30/2019) Tirupur Pandian	12/31/2020	Active(1)	41	6	0	17.14%	30		3	Y		N	10/2025				
126111	Exc Award (06/30/2022) Tirupur South City	11/10/2015	Active	45	7	0	18.42%	41		1	Y		N	10/2025		\$2,251.57		
152890	Udumalai Central	11/03/2022	Active	43	1	0	2.38%	53		1	Y			09/2025		\$953.45		
149896	Udumalai Servitor	03/03/2022	Active	21	1	0	5.00%	16		2	Y		N	10/2025				
29328	UDUMALPET	05/16/1974	Active	118	2	0	1.72%	112		0	Y		N	10/2025				
53336	Exc Award (06/30/2017, 06/30/2018, 06/30/2019) UDUMALPET EAST	06/19/1992	Active	50	0	1	-1.96%	50	5	1	Y	2	R	10/2025				
49184	Exc Award (06/30/2018, 06/30/2022) VALAVADI	01/25/1989	Active	23	0	0	0.00%	23		2	Y	2		10/2025				
Exc Award (06/30/2018)																		
Current Total Clubs Count	YTD New Clubs Count	YTD Cancelled Clubs Count	YTD Net Club Gain	Current Total Members Count	YTD Add	YTD Drop	YTD Net Growth %	Member Count 12 Months Ago	Average Member Count Per Club	% of Clubs with less than 20 members	% No Officer Report in 12 Months	% of Clubs with balance 90+ days	Number of Clubs in Status Quo	% Status Quo Clubs in Financial Suspension	Number of Cancelled Clubs	Average Cancelled Club Age	Members Lost Due to Cancellation	% of Clubs Cancelled for Non-Financial Reasons
129	6	0	6	4,654	335	87	248	5.63%	5,691	36	19%	5%	12%	0	0%	0	0	0%

* - P - Priority Club. Cancellation Reasons: 1-Objectives/conduct, 2-Non-active club, 5-Non-existing club, 6-Disbanding, 7-Merger, 8-Financial Suspension, 9-District/Multiple District Dues.

** Red denotes below 15 active members.

*** Red denotes 20% + loss.

**** Y - all 3 (President, Secretary, Treasurer) club officers reported, N - not all 3 reported.

***** Abbreviation: N-New, IP-Immediate Past, R-Repeat.



Club Health Assessment for DISTRICT 3242 E through October 2025

			Status	Membership					Reports					Finance		LCIF
Club Number	Club Name	Charter Date	Times in Status Quo in Past 2 Years	Current Member Count **	YTD Members Added	YTD Members Dropped	YTD Net Growth% ***	Member Count 1 Year Ago	Dropped Members Avg.Length of Service	Months Since Membership Update	Current Officers Reported ****	Current President Repeated Term	VP Reported *****	Last Date Reported Service (mm/yyyy)	Account Balance	YTD Donations
Clubs less than two years old																
178564	Andagalurgate	10/15/2024	Active	20	0	0	0.00%	20		6	Y	2	N	10/2025		
178408	Arachalur Aram	10/07/2024	Active	28	2	1	3.70%	29	1	1	Y	2	N	10/2025		\$50.00
177772	Attayampatti Aaditi	08/30/2024	Active	17	1	0	6.25%	20		2	Y		N	10/2025		
178573	Belukuruchi	10/15/2024	Active	25	0	0	0.00%	20		6	Y	2	R	10/2025		
176580	Erode Rainbow	07/26/2024	Active	29	2	0	7.41%	26		0	Y	2	N	10/2025		
177975	Erode Yellow Sun city	10/17/2024	Active	17	9	0	112.50%	22		0	Y		N	10/2025		
176595	Hosur Arasan	08/16/2024	Active	14	0	0	0.00%	20		1	Y	2	R	10/2025		
173414	Hosur Elite	07/16/2024	Active	34	14	0	70.00%	32		1	Y		N	10/2025		\$34.92
186158	Kadathur Kings	07/25/2025	Active	20	20	0	100.00%	0		3	Y		N			
176642	Kambainallur	07/26/2024	Active	31	5	0	19.23%	21		3	Y	2	R	10/2025		\$1,000.93
190609	Kangeyam	10/15/2025	Newly Chartered	31	31	0	100.00%	0		0	Y					
156396	Kolathur Stars	11/02/2023	Active	45	8	0	21.62%	25		3	Y		N	10/2025		\$46.55
190310	Muthugapatty	09/22/2025	Newly Chartered	21	21	0	100.00%	0		1	Y		N			
178571	Nachipatty	10/15/2024	Active	25	0	0	0.00%	23		6	Y	2	R	10/2025		
180801	Nallampalli	02/11/2025	Active	22	2	0	10.00%	0		3	Y	2	N	10/2025		
157163	Namakkal Elite	03/14/2024	Active	22	0	0	0.00%	20		4	Y		N	08/2025		
178051	Omalur Royal Kings	05/08/2025	Active	21	0	0	0.00%	0		2	N	None			90+ Days	
176736	Pennagaram	02/11/2025	Active	20	0	0	0.00%	0		4	N	None		10/2025		
173337	Pochampalli Sigaram	07/26/2024	Active	33	1	0	3.13%	28		3	N	None	N	10/2025		
178716	Rasipuram Pudupatti	10/15/2024	Active	25	0	0	0.00%	20		6	Y	2	N	10/2025		
190641	Salem Admire	10/07/2025	Newly Chartered	35	35	0	100.00%	0		0	Y		N	10/2025		
157694	Salem Bright City	03/14/2024	Active(1)	21	3	0	16.67%	25		2	Y	3	N	10/2025		
Exc Award (06/30/2024)																
180474	Salem Nature	02/06/2025	Active	20	0	0	0.00%	0		5	Y		N	10/2025		
189586	Salem Pride	09/19/2025	Newly Chartered	27	27	0	100.00%	0		0	Y		N			



Club Health Assessment for DISTRICT 3242 E through October 2025

			Status	Membership					Reports					Finance		LCIF
Club Number	Club Name	Charter Date	Times in Status Quo in Past 2 Years	Current Member Count **	YTD Members Added	YTD Members Dropped	YTD Net Growth% ***	Member Count 1 Year Ago	Dropped Members Avg.Length of Service	Months Since Membership Update	Current Officers Reported ****	Current President Repeated Term	VP Reported *****	Last Date Reported Service (mm/yyyy)	Account Balance	YTD Donations
190176	Sankagiri Durg	09/19/2025	Newly Chartered	26	26	0	100.00%	0		0	Y		N			
185882	Sathyamangalam Virutcham	07/29/2025	Active	23	23	0	100.00%	0		0	Y		N	10/2025		
173866	Sendai Nanjundapuram	07/24/2024	Active(1)	25	0	0	0.00%	20		6	Y	2	N	10/2025		
174688	Sendai Ponnarkulam	07/24/2024	Active(1)	25	0	0	0.00%	20		6	Y	2	R	10/2025		
176713	Sendai Thuthikulam	08/30/2024	Active(1)	25	0	0	0.00%	20		10	Y	2	N	10/2025		
186209	Shoolagiri Green City	07/25/2025	Active	20	20	0	100.00%	0		3	Y		N			
185166	Thalaivasal Jasmine	07/25/2025	Active	34	34	0	100.00%	0		0	Y		N	10/2025		
172802	Valayapatty Pasumai	07/15/2024	Active	17	0	0	0.00%	20		4	Y		N	09/2025	90+ Days	
185463	Vasanthapuram	07/25/2025	Active	20	20	0	100.00%	0		1	Y		N			
186211	Veeraganur Poovai	07/25/2025	Active	29	29	0	100.00%	0		0	Y		N	10/2025		
Clubs more than two years old																
46674	ANTHIYUR THAVITTUPALAYAM Exc Award (06/30/2020, 06/30/2023)	11/03/1986	Active	46	1	0	2.22%	47		1	Y		N	10/2025		\$46.55
152303	Attayampatti Tex City Exc Award (06/30/2023)	09/13/2022	Active	20	2	1	5.26%	20	0	2	Y		N	10/2025		
44786	ATTAYAMPATTY Exc Award (06/30/2020, 06/30/2021, 06/30/2024)	03/01/1985	Active	25	4	0	19.05%	30		1	Y		N	10/2025		\$263.85
26467	ATTUR Exc Award (06/30/2020, 06/30/2022, 06/30/2023)	12/20/1969	Active	38	0	1	-2.56%	45	56	3	Y		N	10/2025		
122118	Attur Aadhavan Exc Award (06/30/2022, 06/30/2023, 06/30/2024)	05/12/2014	Active	45	0	1	-2.17%	57	12	1	Y		N	10/2025		
144264	Attur Aditya Exc Award (06/30/2022, 06/30/2023, 06/30/2024)	12/22/2020	Active	38	2	1	2.70%	35	5	2	Y			10/2025		\$290.97
50788	AVAL POONDURAI Exc Award (06/30/2020, 06/30/2022, 06/30/2024)	06/27/1990	Active	139	2	0	1.46%	137		3	Y		R	10/2025		\$1,852.79
57987	AYOTHIAPPATNAM RICE CITY Exc Award (06/30/2017, 06/30/2021)	03/15/1996	Active	100	7	0	7.53%	91		3	Y		N	10/2025		\$100.09



Club Health Assessment for DISTRICT 3242 E through October 2025

			Status	Membership						Reports				Finance	LCIF	
Club Number	Club Name	Charter Date	Times in Status Quo in Past 2 Years	Current Member Count **	YTD Members Added	YTD Members Dropped	YTD Net Growth% ***	Member Count 1 Year Ago	Dropped Members Avg.Length of Service	Months Since Membership Update	Current Officers Reported ****	Current President Repeated Term	VP Reported *****	Last Date Reported Service (mm/yyyy)	Account Balance	YTD Donations
121396	Ayothiyapattanam Ramar City	02/20/2014	Active	21	0	0	0.00%	25		4	Y		N	09/2025		\$101.26
54345	BARUGUR	04/14/1993	Active	47	1	0	2.17%	45		0	Y		N	10/2025		
Exc Award (06/30/2017, 06/30/2020, 06/30/2021, 06/30/2022)																
26469	BHAVANI KOMARAPALAYAM	01/08/1970	Active	12	0	4	-25.00%	18	9	0	Y		R	10/2025		\$43.06
122892	Bhavani Komarapalayam Sangamam	08/06/2014	Active	20	0	1	-4.76%	18	3	2	Y			10/2025		
57920	CHENNIMALAI	02/29/1996	Active	41	2	1	2.50%	35	0	1	Y		N	10/2025		
Exc Award (06/30/2023, 06/30/2024)															90+ Days	
134585	Dasappagounden Pudur	05/28/2018	Active(2)	16	0	0	0.00%	13		8	Y	2	N	10/2025		
57765	DENKANIKOTTA	01/23/1996	Active	15	1	0	7.14%	24		3	Y	2	N	10/2025		
50305	DHARAPURAM CENTRAL	03/15/1990	Active	59	2	0	3.51%	58		3	Y		N	10/2025		\$892.27
Exc Award (06/30/2021, 06/30/2023)																
37201	DHARAPURAM TOWN L C	05/29/1979	Active	101	9	0	9.78%	101		1	Y		N	10/2025		
Exc Award (06/30/2023)																
50789	DHARMAPURI TOWN	06/27/1990	Active	91	1	0	1.11%	79		0	Y		N	10/2025		
Exc Award (06/30/2024)																
131154	Erampatti Town	06/07/2017	Active	34	0	0	0.00%	33		5	Y	2	N	10/2025		
26479	ERODE	12/18/1961	Active	231	2	0	0.87%	232		3	Y		N	10/2025		\$26,017.93
Exc Award (06/30/2017)															90+ Days	
135157	Erode Amaravathi	06/19/2018	Active	25	0	0	0.00%	31		6	Y		N	10/2025		
Exc Award (06/30/2019, 06/30/2022)																
147633	Erode Aram	07/28/2021	Active	21	0	0	0.00%	20		6	Y		R	10/2025	90+ Days	
Exc Award (06/30/2022, 06/30/2024)															90+ Days	
125955	Erode Aspire	10/16/2015	Active	19	2	0	11.76%	21		3	Y			10/2025		
84910	ERODE BVB	02/24/2005	Active	423	2	0	0.48%	421		3	Y		N	10/2025		
Exc Award (06/30/2019, 06/30/2020, 06/30/2022)																
50207	ERODE CAUVERY	02/15/1990	Active	113	9	0	8.65%	116		2	Y		N	10/2025		
Exc Award (06/30/2016, 06/30/2019, 06/30/2022, 06/30/2023, 06/30/2024)																
47318	ERODE CENTRAL	05/01/1987	Active	88	4	1	3.53%	79	7	3	Y	2	N	10/2025		
Exc Award (06/30/2023)																
142025	Erode Champion	07/03/2020	Active	23	1	0	4.55%	25		3	Y			10/2025		



Club Health Assessment for DISTRICT 3242 E through October 2025

			Status	Membership						Reports				Finance	LCIF		
Club Number	Club Name	Charter Date	Times in Status Quo in Past 2 Years	Current Member Count **	YTD Members Added	YTD Members Dropped	YTD Net Growth% ***	Member Count 1 Year Ago	Dropped Members Avg.Length of Service	Months Since Membership Update	Current Officers Reported ****	Current President Repeated Term	VP Reported *****	Last Date Reported Service (mm/yyyy)	Account Balance	YTD Donations	
Exc Award (06/30/2024)			Active	39	1	0	2.63%	44		1	Y		N	10/2025	90+ Days	\$46.55	
67245	ERODE COSMOS	02/11/2003															
Exc Award (06/30/2019, 06/30/2020, 06/30/2023, 06/30/2024)																	
52415	ERODE EAST	01/10/1992		Active	73	2	2	0.00%	65	14	3	Y		R		10/2025	\$81.47
Exc Award (06/30/2019, 06/30/2023)																	
115121	ERODE EXCELLENT	09/19/2011	Active	26	1	0	4.00%	32		3	Y		N	10/2025		\$29.10	
Exc Award (06/30/2022)			Active(1)	21	0	0	0.00%	19		9	Y			10/2025	90+ Days		
46150	ERODE FORT	05/01/1986															
99977	ERODE GOLDEN CITY	07/31/2007	Active	11	0	0	0.00%	11		5	Y	2	R	10/2025			
101455	ERODE KALINGARAAYAN	03/12/2008	Active	18	3	0	20.00%	16		3	Y		R	10/2025			
123169	Erode Kurinchi	09/22/2014	Active	67	2	0	3.08%	65		1	Y		N	10/2025			
Exc Award (06/30/2022, 06/30/2023)			Active(1)	10	4	0	66.67%	10		2	Y		N	10/2025	90+ Days		
140648	Erode Master Heartfulness	01/06/2020															
Exc Award (06/30/2022)			Active	322	31	12	6.27%	320	3	1	Y		N	10/2025			\$2,710.23
40956	ERODE MID TOWN	02/08/1982															
Exc Award (06/30/2022)			Active	28	1	0	3.70%	32		3	Y		N	10/2025			\$871.40
58641	ERODE MILK CITY	08/07/1996															
Exc Award (06/30/2019, 06/30/2022, 06/30/2024)			Active	10	0	0	0.00%	10		6	N	2	R	10/2025	90+ Days		
126026	Erode Navarathna	11/10/2015															
56268	ERODE NORTH	11/22/1994	Active	34	1	0	3.03%	31		1	Y		N	10/2025			
Exc Award (06/30/2021, 06/30/2022)			Active	33	9	0	37.50%	21		1	Y		N	10/2025		\$948.50	
124607	Erode North Kings	04/08/2015															
Exc Award (06/30/2016, 06/30/2022, 06/30/2024)			Active	40	1	0	2.56%	38		3	Y		N	10/2025		\$232.77	
66636	ERODE PREMIER	09/27/2002															
Exc Award (06/30/2017, 06/30/2022, 06/30/2023, 06/30/2024)			Active	45	2	0	4.65%	41		3	Y		N	10/2025		\$1,000.01	
142022	Erode Red Fort	07/07/2020															
Exc Award (06/30/2022, 06/30/2024)			Active	47	5	0	11.90%	44		3	Y		N	10/2025			
78699	ERODE SAKTHI	04/01/2004															
135037	Erode Sivagiri	06/19/2018	Active(1)	26	0	0	0.00%	30		10	Y	3		10/2025			
Exc Award (06/30/2021, 06/30/2023)																	



Club Health Assessment for DISTRICT 3242 E through October 2025

			Status	Membership					Reports				Finance	LCIF		
Club Number	Club Name	Charter Date	Times in Status Quo in Past 2 Years	Current Member Count **	YTD Members Added	YTD Members Dropped	YTD Net Growth% ***	Member Count 1 Year Ago	Dropped Members Avg.Length of Service	Months Since Membership Update	Current Officers Reported ****	Current President Repeated Term	VP Reported *****	Last Date Reported Service (mm/yyyy)	Account Balance	YTD Donations
138073	Erode Smart City	05/06/2019	Active	15	0	0	0.00%	15		18	Y		R	10/2025	90+ Days	
66749	ERODE SOUTH	10/31/2002	Active	23	0	0	0.00%	28		2	Y	2	N	10/2025	90+ Days	
	Exc Award (06/30/2022)															
59885	ERODE STAR	07/20/1997	Active	14	0	0	0.00%	15		4	Y	2	N	10/2025	90+ Days	
	Exc Award (06/30/2016)															
53805	ERODE SUPREME	11/09/1992	Active	330	2	5	-0.90%	296	3	0	Y		N	10/2025		\$1,032.36
	Exc Award (06/30/2017)															
58653	ERODE TURMERIC CITY	08/26/1996	Active	59	0	0	0.00%	58		3	Y		N	10/2025		\$1,000.93
	Exc Award (06/30/2021, 06/30/2023)															
54223	ERODE UNIQUE	03/11/1993	Active	36	1	0	2.86%	35		0	Y		N	10/2025		\$243.05
	Exc Award (06/30/2017, 06/30/2019, 06/30/2022)															
132545	Erode Vishal	09/18/2017	Active	21	0	0	0.00%	27		4	Y		R	10/2025		
	Exc Award (06/30/2021, 06/30/2022)															
26480	GOBICHETTIPALAYAM	09/14/1969	Active	107	5	0	4.90%	118		2	Y		R	10/2025		\$2,069.85
	Exc Award (06/30/2020, 06/30/2022, 06/30/2023)															
140373	Gobichettipalayam Aatherai	12/02/2019	Active	33	1	0	3.13%	33		2	Y		N	10/2025		\$33.75
	Exc Award (06/30/2022, 06/30/2023, 06/30/2024)															
151090	Gobichettipalayam Prestige	06/15/2022	Active	35	0	0	0.00%	39		4	Y		N	10/2025		
67144	GURUSAMY PALAYAM TAMIZHAN	01/08/2003	Active(1)	24	0	0	0.00%	36		6	Y		N	10/2025		\$2,898.91
	Exc Award (06/30/2023)															
50145	HARUR	01/29/1990	Active	74	0	0	0.00%	70		5	Y		R	09/2025		\$69.83
	Exc Award (06/30/2022, 06/30/2023)															
34900	HOSUR	12/12/1977	Active	99	4	1	3.13%	98	9	1	Y		N	10/2025		\$116.39
	Exc Award (06/30/2022, 06/30/2024)															
67140	HOSUR CASTLE	01/21/2003	Active	56	2	0	3.70%	53		0	Y		N	10/2025		
	Exc Award (06/30/2017)															
154183	Hosur Everest	04/24/2023	Active	57	5	1	7.55%	60	1	2	Y		R	10/2025		\$1,947.22
115798	HOSUR FLOWER CITY	01/04/2012	Active	33	2	0	6.45%	31		3	Y		N	10/2025		
	Exc Award (06/30/2023, 06/30/2024)															
136756	Hosur Galaxy	11/23/2018	Active	32	17	16	3.23%	44	4	0	Y		N	10/2025		\$989.29



Club Health Assessment for DISTRICT 3242 E through October 2025

			Status	Membership						Reports				Finance	LCIF	
Club Number	Club Name	Charter Date	Times in Status Quo in Past 2 Years	Current Member Count **	YTD Members Added	YTD Members Dropped	YTD Net Growth% ***	Member Count 1 Year Ago	Dropped Members Avg.Length of Service	Months Since Membership Update	Current Officers Reported ****	Current President Repeated Term	VP Reported *****	Last Date Reported Service (mm/yyyy)	Account Balance	YTD Donations
Exc Award (06/30/2020, 06/30/2023, 06/30/2024)																
120095	Hosur Hills	08/02/2013	Active	59	10	0	20.41%	56		1	Y		N	10/2025		\$948.74
Exc Award (06/30/2022)																
67081	HOSUR IMPACT	01/08/2003	Active	48	3	0	6.67%	44		3	Y		N	10/2025		\$950.01
Exc Award (06/30/2020, 06/30/2022, 06/30/2024)																
128402	Hosur Lake	08/19/2016	Active	33	2	0	6.45%	29		3	Y		N	10/2025		
Exc Award (06/30/2022)																
105488	HOSUR MAGNUM	05/15/2009	Active	57	5	0	9.62%	53		1	Y		N	10/2025		\$290.97
135454	Hosur Melvin Jones	07/27/2018	Active	23	1	0	4.55%	27		3	Y		N	10/2025	90+ Days	
Exc Award (06/30/2023)																
135455	Hosur Pride	07/27/2018	Active	71	8	0	12.70%	62		1	Y		N	10/2025		\$100.99
Exc Award (06/30/2022)																
140369	Hosur Rose City	12/26/2019	Active	31	1	0	3.33%	30		0	Y		N	10/2025		\$701.82
Exc Award (06/30/2022)																
44681	HOSUR SIPCOT INDUSTRIAL COMPLX	02/14/1985	Active	55	1	0	1.85%	54		3	Y		N	10/2025		\$901.35
Exc Award (06/30/2023)																
60273	IDAPPADI TEX CITY	01/06/1998	Active	61	2	0	3.39%	58		3	Y	2	R	10/2025		\$62.48
Exc Award (06/30/2020, 06/30/2022)																
66940	KABILARMALAI	12/16/2002	Active	29	0	0	0.00%	34		2	Y		N	10/2025		\$1,000.01
Exc Award (06/30/2024)																
66753	KANDAMPALAYAM	10/31/2002	Active	35	0	3	-7.89%	36	10	2	Y		N	10/2025		\$950.38
45750	KANJIKOIL	01/06/1986	Active	91	1	0	1.11%	82		3	Y		N	10/2025		
Exc Award (06/30/2022, 06/30/2023)																
132350	Karimangalam Vallal Kaari	08/04/2017	Active	30	1	1	0.00%	30	8	2	Y		R	09/2025		
155958	Kaveripattinam Kings	09/25/2023	Active	20	4	0	25.00%	20		3	Y		R	03/2025	90+ Days	
97905	KAVERIPATTINAM PENNAR	10/27/2006	Active(2)	21	0	0	0.00%	20		5	Y	2	N	09/2025	90+ Days	
Exc Award (06/30/2023)																
66323	KAVINDAPADI SUGAR CITY	06/27/2002	Active	23	0	0	0.00%	46		6	Y		R	10/2025	90+ Days	
Exc Award (06/30/2020, 06/30/2023)																
136620	Kodumudi Taluk	11/23/2018	Active(1)	28	0	0	0.00%	28		6	N			10/2025		
56963	KOMARAPALAYAM	05/22/1995	Active	33	0	0	0.00%	34		4	Y		R	10/2025		




Club Health Assessment for DISTRICT 3242 E through October 2025

			Status	Membership					Reports					Finance	LCIF	
Club Number	Club Name	Charter Date	Times in Status Quo in Past 2 Years	Current Member Count **	YTD Members Added	YTD Members Dropped	YTD Net Growth% ***	Member Count 1 Year Ago	Dropped Members Avg.Length of Service	Months Since Membership Update	Current Officers Reported ****	Current President Repeated Term	VP Reported *****	Last Date Reported Service (mm/yyyy)	Account Balance	YTD Donations
Exc Award (06/30/2017)			Active	72	1	0	1.41%	76		2	Y		N	10/2025		\$104.75
47590	KOMARAPALAYAM CENTRAL	06/29/1987														
Exc Award (06/30/2023)			Active	29	3	0	11.54%	26		0	Y		N	10/2025		\$50.00
102310	KOMARAPALAYAM TEX CITY	06/06/2008														
Exc Award (06/30/2018, 06/30/2020, 06/30/2022, 06/30/2023)			Active	20	0	0	0.00%	21		4	Y		R	10/2025		
116990	KOMARAPALAYAM THALAPATHY	05/29/2012														
26486	KRISHNAGIRI	01/21/1970	Active	38	2	0	5.56%	39		3	Y		N	10/2025		\$52.37
Exc Award (06/30/2023)			Active	45	2	0	4.65%	51		3	Y		N	10/2025		\$46.55
61602	MALLASAMUDARAM	03/08/1999														
Exc Award (06/30/2019, 06/30/2020, 06/30/2024)			Active	28	0	0	0.00%	29		3	Y		R	10/2025		
55238	MARANDAHALLI	01/24/1994														
133674	Mathur Mango City	02/27/2018	Active	38	3	0	8.57%	35		3	Y		N	10/2025		\$2,000.00
Exc Award (06/30/2020, 06/30/2021, 06/30/2023)			Active	48	1	0	2.13%	49		0	Y		R	10/2025		\$856.70
62944	MOHANUR	03/20/2000														
Exc Award (06/30/2020, 06/30/2021, 06/30/2022)			Active	28	1	0	3.70%	26		3	Y		N	10/2025		\$50.00
128404	Mohanur Kaveri	08/11/2016														
121213	Mulanur	01/24/2014	Active	27	0	0	0.00%	22		9	N			10/2025		
116352	MULLUKURICHI KURINJI	03/21/2012	Active	28	0	0	0.00%	29		6	Y		N	10/2025	90+ Days	
Exc Award (06/30/2023)			Active	29	3	0	11.54%	25		3	Y		N	10/2025		\$5,754.24
156395	Namagiripet Town	10/25/2023														
64461	NAMAKKAL ANJANEYA	06/25/2001	Active	23	0	0	0.00%	24		3	Y		IP	10/2025		
126553	Namakkal Golden City	02/29/2016	Active	21	1	0	5.00%	21		0	Y		N	10/2025		
142454	Namakkal Helen	08/11/2020	Active	20	2	0	11.11%	18		1	Y		N	10/2025		
Exc Award (06/30/2023)			Active	47	3	0	6.82%	55		1	Y		N	10/2025		\$58.19
125186	Namakkal Melvin Metro	06/17/2015														
Exc Award (06/30/2020, 06/30/2022)			Active(1)	24	1	1	0.00%	25	4	1	Y		N	10/2025		
63709	NAMAKKAL METRO	11/20/2000														
Exc Award (06/30/2020, 06/30/2022, 06/30/2023)			Active	88	2	0	2.33%	60		3	Y		R	10/2025		\$5,004.66
55257	NAMAKKAL ROCK CITY	01/28/1994														




Club Health Assessment for DISTRICT 3242 E through October 2025

			Status	Membership						Reports				Finance	LCIF	
Club Number	Club Name	Charter Date	Times in Status Quo in Past 2 Years	Current Member Count **	YTD Members Added	YTD Members Dropped	YTD Net Growth% ***	Member Count 1 Year Ago	Dropped Members Avg.Length of Service	Months Since Membership Update	Current Officers Reported ****	Current President Repeated Term	VP Reported *****	Last Date Reported Service (mm/yyyy)	Account Balance	YTD Donations
60274	NAMAKKAL SOUTH	01/06/1998	Active	30	2	0	7.14%	28		3	Y		N	10/2025		\$30.26
100816	NAMAKKAL TOWN	12/18/2007	Active	31	1	0	3.33%	35		3	Y		R	10/2025		
	Exc Award (06/30/2020, 06/30/2023)															
105374	NAMBIYUR	04/27/2009	Active	34	0	0	0.00%	36		6	Y	2	R	10/2025		
	Exc Award (06/30/2024)															
51397	PALACODE	03/06/1991	Active	41	2	1	2.50%	42	5	0	Y		N	10/2025		\$5,004.66
	Exc Award (06/30/2021, 06/30/2022, 06/30/2023)															
46781	PALLIPALAYAM CENTRAL	12/01/1986	Active	33	0	0	0.00%	32		2	Y		N	10/2025		
	Exc Award (06/30/2020)															
121480	Pallipalayam SPB Cheran	02/28/2014	Active	20	0	0	0.00%	21		0	Y		R	10/2025		
	Exc Award (06/30/2021, 06/30/2023)															
61262	PANNANDUR	11/18/1998	Active	21	0	0	0.00%	20		5	Y		N	10/2025		
	Exc Award (06/30/2023, 06/30/2024)															
99522	PARAMATHY FORT	06/04/2007	Active	67	3	0	4.69%	63		3	Y		N	10/2025		\$69.83
	Exc Award (06/30/2023)															
77692	PERIYAMANALI	10/07/2003	Active	25	0	1	-3.85%	26	17	3	Y		N	10/2025		
	Exc Award (06/30/2020)															
33389	PERUNDURAI	02/14/1977	Active	85	4	0	4.94%	84		3	Y		N	10/2025		\$87.29
	Exc Award (06/30/2023, 06/30/2024)															
64662	POCHAMPALLI TOWN	08/29/2001	Active	41	1	0	2.50%	41		1	Y		N	10/2025		\$40.00
	Exc Award (06/30/2020, 06/30/2022, 06/30/2023)															
155784	Pottireddipatti	08/28/2023	Active	21	1	2	-4.55%	22	2	1	Y	3	N	10/2025		
57753	PUDANCHANTHAI	01/18/1996	Active	48	1	0	2.13%	47		1	Y		N	10/2025		\$660.03
	Exc Award (06/30/2020, 06/30/2022, 06/30/2023, 06/30/2024)															
150759	Puduchatram	05/09/2022	Active	34	1	0	3.03%	31		4	Y		N	10/2025		\$48.88
	Exc Award (06/30/2023, 06/30/2024)															
26500	RASIPURAM	01/05/1970	Active	158	16	7	6.04%	165	9	0	Y		N	10/2025		\$6,396.69
	Exc Award (06/30/2022, 06/30/2023, 06/30/2024)															
138336	Rasipuram Kings	06/03/2019	Active	41	1	0	2.50%	44		2	Y		N	10/2025		
128682	Rayakottai Fort	09/12/2016	Active	20	2	0	11.11%	26		3	Y		N	10/2025		\$102.77



Club Health Assessment for DISTRICT 3242 E through October 2025

			Status	Membership						Reports				Finance	LCIF	
Club Number	Club Name	Charter Date	Times in Status Quo in Past 2 Years	Current Member Count **	YTD Members Added	YTD Members Dropped	YTD Net Growth% ***	Member Count 1 Year Ago	Dropped Members Avg.Length of Service	Months Since Membership Update	Current Officers Reported ****	Current President Repeated Term	VP Reported *****	Last Date Reported Service (mm/yyyy)	Account Balance	YTD Donations
Exc Award (06/30/2022)																
26502	SALEM	08/06/1960	Active	7	0	0	0.00%	12		4	Y	3	R	10/2025	90+ Days	
111373	SALEM AANANDHAM	06/16/2011	Active(1)	17	0	0	0.00%	25		3	Y			10/2025		
55535	SALEM AIRPORT	04/07/1994	Active	43	12	0	38.71%	33		1	Y			10/2025		\$698.32
Exc Award (06/30/2023)																
42244	SALEM CENTRAL	01/26/1983	Active	12	0	0	0.00%	12		6	Y		N	10/2025		
42489	SALEM COSMOS	03/08/1983	Active	37	2	1	2.78%	37	0	3	Y		R	10/2025		\$872.91
Exc Award (06/30/2022)																
66886	SALEM ELEGANT CITY	11/27/2002	Active	27	2	18	-37.21%	42	8	0	Y		R	10/2025		\$698.32
Exc Award (06/30/2022)																
152401	Salem Evergreen	09/06/2022	Active	22	0	0	0.00%	24		4	Y			10/2025	90+ Days	
140366	Salem Excel	12/16/2019	Active	38	3	0	8.57%	32		3	Y		R	10/2025		
Exc Award (06/30/2022)																
56269	SALEM FAIRLANDS	11/22/1994	Active	31	0	0	0.00%	27		9	Y		R	10/2025		
Exc Award (06/30/2024)																
120239	Salem Galaxy	08/30/2013	Active	22	0	0	0.00%	21		4	Y		R	10/2025		
120231	Salem Gems	08/29/2013	Active	23	4	1	15.00%	23	1	1	Y		N	10/2025		
Exc Award (06/30/2023)																
66634	SALEM GOLDEN CITY	09/27/2002	Active	31	1	0	3.33%	33		3	Y		R	10/2025		
Exc Award (06/30/2020, 06/30/2021)																
37649	SALEM GUGAI	10/30/1979	Active	18	0	0	0.00%	18		4	Y	2	R	10/2025		
Exc Award (06/30/2022, 06/30/2023)																
51692	SALEM MAJESTIC	05/28/1991	Active	59	8	0	15.69%	46		0	Y		R	10/2025		\$116.39
Exc Award (06/30/2017, 06/30/2020, 06/30/2022)																
49405	SALEM MANGO CITY	04/06/1989	Active	20	0	0	0.00%	17		7	Y		N	10/2025	90+ Days	
106817	SALEM MELVIN JONES	11/03/2009	Active	27	2	0	8.00%	24		3	Y		N	10/2025		
Exc Award (06/30/2023)																
59913	SALEM MELVIN METRO	08/06/1997	Active	64	6	4	3.23%	67	1	1	Y		N	09/2025		
35263	SALEM METROPOLIS	03/27/1978	Active	19	1	0	5.56%	21		2	Y		N	10/2025		\$1,000.93
Exc Award (06/30/2024)																
42899	SALEM MID TOWN	06/29/1983	Active	32	1	0	3.23%	29		3	Y		N	10/2025		\$34.92



Club Health Assessment for DISTRICT 3242 E through October 2025

			Status	Membership					Reports				Finance		LCIF	
Club Number	Club Name	Charter Date	Times in Status Quo in Past 2 Years	Current Member Count **	YTD Members Added	YTD Members Dropped	YTD Net Growth% ***	Member Count 1 Year Ago	Dropped Members Avg.Length of Service	Months Since Membership Update	Current Officers Reported ****	Current President Repeated Term	VP Reported *****	Last Date Reported Service (mm/yyyy)	Account Balance	YTD Donations
Exc Award (06/30/2023)			Active	22	4	0	22.22%	22		1	Y		N	10/2025	90+ Days	
68609	SALEM MINERAL CITY	04/15/2003														
Exc Award (06/30/2023)																
29706	SALEM NORTH	07/15/1974	Active	17	0	0	0.00%	20		5	Y	6	N	10/2025	90+ Days	
153759	Salem Phoenix	03/06/2023	Active	20	0	0	0.00%	30		3	Y		R	10/2025		
Exc Award (06/30/2023, 06/30/2024)																
89251	SALEM PLATINUM	09/09/2005	Active	44	7	0	18.92%	36		3	Y		R	09/2025		\$698.32
Exc Award (06/30/2022, 06/30/2024)			Active(1)	38	11	0	40.74%	33		3	Y		N	10/2025		\$1,000.01
109448	SALEM ROYAAL POWER	10/06/2010														
Exc Award (06/30/2022, 06/30/2024)																
62006	SALEM STARS	05/20/1999	Active	10	0	0	0.00%	10		4	Y	24	N	10/2025		\$29.10
135456	Salem Super Kings	07/27/2018	Active(1)	25	8	1	38.89%	21	6	1	Y		N	10/2025	90+ Days	
115437	SALEM THAINADU	10/31/2011	Active	31	2	0	6.90%	28		3	Y		R	10/2025	90+ Days	
Exc Award (06/30/2023)			Active	33	0	0	0.00%	41		1	Y		N	10/2025		
62983	SANKAGIRI FORT	03/27/2000														
Exc Award (06/30/2020, 06/30/2021, 06/30/2023)																
40398	SANKARI	09/03/1981	Active	28	1	0	3.70%	24		3	Y	2	N	10/2025		\$2,801.64
Exc Award (06/30/2020, 06/30/2021, 06/30/2023)																
38226	SATHYAMANGALAM CITY	03/05/1980	Active	77	19	0	32.76%	67		2	Y		N	10/2025		
Exc Award (06/30/2017, 06/30/2023)			Active	30	1	0	3.45%	30		0	Y			10/2025		\$53.00
123714	Sendamangalam Town	12/01/2014														
111157	SINGARAPETTAI	05/27/2011		Active	26	6	0	30.00%	26		0	Y		N	10/2025	\$34.92
Exc Award (06/30/2023)			Active	32	2	0	6.67%	29		3	Y		N	10/2025		\$964.07
65010	SOLASIRAMANI	02/19/2002														
Exc Award (06/30/2024)																
52036	THALAIVASAL	09/26/1991	Active	105	3	0	2.94%	99		3	Y		N	10/2025		\$3,491.60
84009	THARAMANGALAM	08/15/2004	Active	30	1	0	3.45%	29		3	Y		N	10/2025		
Exc Award (06/30/2020, 06/30/2023)																
155785	Thirumanur Village	08/29/2023	Active	21	0	0	0.00%	21		3	Y	3	R	10/2025	90+ Days	
Exc Award (06/30/2024)			Active	28	2	1	3.70%	27	30	2	Y		N	10/2025		
57767	THOPPUR	01/23/1996														



Club Health Assessment for DISTRICT 3242 E through October 2025

						Status					Membership					Reports				Finance		LCIF
Club Number	Club Name	Charter Date				Times in Status Quo in Past 2 Years	Current Member Count **	YTD Members Added	YTD Members Dropped	YTD Net Growth% ***	Member Count 1 Year Ago	Dropped Members Avg.Length of Service	Months Since Membership Update	Current Officers Reported ****	Current President Repeated Term	VP Reported *****	Last Date Reported Service (mm/yyyy)	Account Balance	YTD Donations			
Exc Award (06/30/2023)						Active	134	0	0	0.00%	138		1	Y		N	10/2025	90+ Days				
50168	TIRUCHENGODE	02/02/1990																				
Exc Award (06/30/2022, 06/30/2024)																						
51398	UTHANGARAI	03/06/1991					56	2	2	0.00%	67	6	2	Y		N	10/2025					
Exc Award (06/30/2021, 06/30/2023)																						
142735	Uthangarai Friends	09/15/2020					28	2	0	7.69%	26		2	Y		R	10/2025			\$1,538.54		
Exc Award (06/30/2021, 06/30/2022, 06/30/2024)																						
52835	VALAPADY	04/01/1992					141	10	3	5.22%	146	8	0	Y		R	10/2025			\$1,710.89		
Exc Award (06/30/2020, 06/30/2021, 06/30/2022, 06/30/2023, 06/30/2024)																						
133675	Valapady Annai	02/16/2018				28	1	1	0.00%	34	4	1	Y		N	10/2025						
Exc Award (06/30/2020, 06/30/2021, 06/30/2022, 06/30/2023)						Active(1)	15	0	0	0.00%	21		6	Y		N	10/2025					
155787	Valayapatty	08/28/2023																				
107814	VELAGOUNDAMPATTY	03/18/2010					30	0	0	0.00%	30		1	Y	2	R	10/2025					
Exc Award (06/30/2020, 06/30/2024)						Active	45	1	1	0.00%	37	22	2	Y			10/2025					
65004	VELLAKOVIL	02/19/2002																				
Exc Award (06/30/2023)																						
60956	VELUR	06/26/1998				Active	100	3	0	3.09%	99		3	Y		N	10/2025		\$100.00			
Exc Award (06/30/2023)																						
Current Total Clubs Count	YTD New Clubs Count	YTD Cancelled Clubs Count	YTD Net Club Gain	Current Total Members Count	YTD Add	YTD Drop	YTD Net Growth %	Member Count 12 Months Ago	Average Member Count Per Club	% of Clubs with less than 20 members	% No Officer Report in 12 Months	% of Clubs with balance 90+ days	Number of Clubs in Status Quo	% Status Quo Clubs in Financial Suspension	Number of Cancelled Clubs	Average Cancelled Club Age	Members Lost Due to Cancellation	% of Clubs Cancelled for Non-Financial Reasons				
194	11	0	11	8,490	716	98	618	7.85%	8,043	44	11%	0%	13%	0	0%	0	0	0	0%			

* - P - Priority Club. Cancellation Reasons: 1-Objectives/conduct, 2-Non-active club, 5-Non-existing club, 6-Disbanding, 7-Merger, 8-Financial Suspension, 9-District/Multiple District Dues.

** Red denotes below 15 active members.

*** Red denotes 20% + loss.

**** Y - all 3 (President, Secretary, Treasurer) club officers reported, N - not all 3 reported.

***** Abbreviation: N-New, IP-Immediate Past, R-Repeat.



Club Health Assessment for DISTRICT 3242 F through October 2025

			Status	Membership						Reports				Finance	LCIF	
Club Number	Club Name	Charter Date	Times in Status Quo in Past 2 Years	Current Member Count **	YTD Members Added	YTD Members Dropped	YTD Net Growth% ***	Member Count 1 Year Ago	Dropped Members Avg.Length of Service	Months Since Membership Update	Current Officers Reported ****	Current President Repeated Term	VP Reported *****	Last Date Reported Service (mm/yyyy)	Account Balance	YTD Donations
Clubs less than two years old																
186957	Aaroor Temple Town	07/31/2025	Active	23	24	1	100.00%	0	0	0	Y		N	10/2025		
174662	Adhirampattinam Honest	07/22/2024	Active	27	10	1	50.00%	23	1	2	Y		N	08/2025		
177506	Annavasal	08/14/2024	Active	21	4	0	23.53%	25		2	N		N	08/2025		
190518	Aranthangi Royal	09/30/2025	Newly Chartered	21	21	0	100.00%	0		1	Y					
182328	Elaiyur Variyankaval	06/18/2025	Active	21	0	0	0.00%	0		0	Y	2				
180469	Jayankondam Angels	02/06/2025	Active	27	5	0	22.73%	0		1	Y	2	N	10/2025		
175287	Karaikal Universal Virtual	08/01/2024	Active	17	2	0	13.33%	21		2	Y			10/2025	90+ Days	
190478	Kariyapattinam Senbai	09/30/2025	Newly Chartered	21	21	0	100.00%	0		1	Y			10/2025		
189719	Karur Grand	09/23/2025	Newly Chartered	20	20	0	100.00%	0		1	Y		N			
190461	Karur Kings	09/30/2025	Newly Chartered	25	25	0	100.00%	0		1	Y					
175684	Komal	07/25/2024	Active(2)	23	0	0	0.00%	21		4	Y	2		08/2025		
190522	Konnaiyur Shine	09/30/2025	Newly Chartered	21	21	0	100.00%	0		1	Y					
185236	Konnaiyur Temple City	07/31/2025	Active	43	43	0	100.00%	0		1	Y		N	10/2025		
190173	Kudanthai Super Stars	09/23/2025	Newly Chartered	20	20	0	100.00%	0		1	Y					
171436	Kumbakonam Heritage	05/15/2024	Active	42	2	0	5.00%	41		1	Y		R	09/2025		\$1,069.94
172128	Lions Club of Mayiladuthurai Emperor	06/12/2024	Active	25	1	0	4.17%	23		3	Y		N	10/2025		\$900.84
190340	Mannachanallur Rice City	09/30/2025	Newly Chartered	20	20	0	100.00%	0		1	Y					
181149	Mannargudi Magudam	03/31/2025	Active	22	1	0	4.76%	0		1	Y	2				
190062	Mannargudi Pamani	09/29/2025	Newly Chartered	22	22	0	100.00%	0		0	Y			10/2025		
178441	Mannargudi Sigaram	10/07/2024	Active	29	3	0	11.54%	24		1	Y		N	10/2025		
190184	Mayiladuthurai Majestic	09/23/2025	Newly Chartered	21	21	0	100.00%	0		0	Y					
172215	Mayiladuthurai Elite	06/17/2024	Active	56	1	0	1.82%	50		2	Y			08/2025		



Club Health Assessment for DISTRICT 3242 F through October 2025

			Status	Membership						Reports				Finance	LCIF	
Club Number	Club Name	Charter Date	Times in Status Quo in Past 2 Years	Current Member Count **	YTD Members Added	YTD Members Dropped	YTD Net Growth% ***	Member Count 1 Year Ago	Dropped Members Avg.Length of Service	Months Since Membership Update	Current Officers Reported ****	Current President Repeated Term	VP Reported *****	Last Date Reported Service (mm/yyyy)	Account Balance	YTD Donations
181685	Mayiladuthurai Kings	06/05/2025	Active	15	0	6	-28.57%	0	0	1	Y	2	R			
187616	Mayiladuthurai Magnum	08/11/2025	Newly Chartered	36	36	0	100.00%	0		1	Y			10/2025		
190545	Nagappattinam Mangalam	09/30/2025	Newly Chartered	20	20	0	100.00%	0		1	Y					
179232	Nakkampadi Srikandapuram	06/23/2025	Active	21	0	0	0.00%	0		4	Y	2				
172051	Papanasam Atchaiyam	06/06/2024	Active	41	4	0	10.81%	29		3	Y			10/2025		
175650	Papanasam Velu Nachiyar	07/25/2024	Active	25	3	0	13.64%	26		1	Y	2	N	10/2025		
190233	Pappanadu	09/29/2025	Newly Chartered	20	20	0	100.00%	0		1	Y					
181478	Paravakkottai	03/28/2025	Active	26	12	8	18.18%	0	0	0	Y	2	N	10/2025		
188258	Perambalur Madhuram	08/11/2025	Newly Chartered	26	26	0	100.00%	0		1	Y		N	10/2025		
182417	Perambalur Smart City	06/06/2025	Active	21	0	0	0.00%	0		4	Y	2				
175939	Peravurani Star	07/26/2024	Active	22	2	0	10.00%	23		2	Y			10/2025		\$11.64
190447	Saliyamangalam	10/24/2025	Newly Chartered	23	23	0	100.00%	0		0	Y					
190372	Sattanathapuram	09/30/2025	Newly Chartered	21	21	0	100.00%	0		1	Y					
187042	Sirkali Kings	07/31/2025	Active	23	23	0	100.00%	0		1	Y					\$18.62
190261	Sirkazhi Central	09/30/2025	Newly Chartered	21	21	0	100.00%	0		1	Y					
185120	T Palur Pondibazar Kottiyal	07/31/2025	Active	31	31	0	100.00%	0		1	Y			10/2025		
190483	Thanjavur Big Temple	09/30/2025	Newly Chartered	20	20	0	100.00%	0		1	Y		N			
187217	Thanjavur Elite	07/31/2025	Active	25	25	0	100.00%	0		1	Y			08/2025		
190293	Thanjavur Heritage	09/30/2025	Newly Chartered	24	24	0	100.00%	0		1	Y					
186755	Thanjavur Maharaja	07/31/2025	Active	26	26	0	100.00%	0		1	Y		N	09/2025		
180806	Thanjavur Majestic	06/23/2025	Active	21	0	0	0.00%	0		4	Y	2				
175074	Thanjavur Pragadheeswarar	07/24/2024	Active	21	1	0	5.00%	40		2	Y	2		12/2024		\$1,000.93
190148	Thirukadavur Temple city	09/15/2025	Newly Chartered	21	21	0	100.00%	0		1	Y					
176734	Thirumarugal Puthagaram	07/30/2024	Active	25	2	1	4.17%	24	1	1	Y		N	10/2025		



Club Health Assessment for DISTRICT 3242 F through October 2025

			Status	Membership					Reports				Finance		LCIF	
Club Number	Club Name	Charter Date	Times in Status Quo in Past 2 Years	Current Member Count **	YTD Members Added	YTD Members Dropped	YTD Net Growth% ***	Member Count 1 Year Ago	Dropped Members Avg.Length of Service	Months Since Membership Update	Current Officers Reported ****	Current President Repeated Term	VP Reported *****	Last Date Reported Service (mm/yyyy)	Account Balance	YTD Donations
190552	Thirumullaivasal central	10/20/2025	Newly Chartered	20	20	0	100.00%	0		0	Y					
190384	Thogaimalai	09/30/2025	Newly Chartered	20	20	0	100.00%	0		1	Y		N			
190398	Thuvarankurichi	09/30/2025	Newly Chartered	22	22	0	100.00%	0		1	Y					
177411	Tiruchirappalli K K Nagar	08/16/2024	Active	22	1	0	4.76%	21		3	Y		N	08/2025		
181993	Tiruchirappalli Manikandam	05/02/2025	Active	31	6	0	24.00%	0		1	Y	2		09/2025		
157310	Tiruvarur Vision	02/16/2024	Active	37	3	0	8.82%	30		2	Y		N	07/2025		
180785	V Kaikatti Cement City	03/06/2025	Active	18	0	0	0.00%	0		4	Y	2	N		90+ Days	
178425	Vairichettipalayam Phoenix	11/20/2024	Active	21	0	0	0.00%	0		1	Y	2				
181620	Vaitheeswarankoil Divine City	06/16/2025	Active	20	0	0	0.00%	0		4	Y	2				
Clubs more than two years old																
142023	Aandimadam Vilandhai	07/06/2020	Active(3)	7	0	0	0.00%	17		4	Y			09/2025		
	Exc Award (06/30/2023)															
60572	ADIRAMPATTINAM	03/25/1998	Active(1)	38	3	0	8.57%	44		2	Y		N	10/2025		
	Exc Award (06/30/2022)															
120623	Aduthurai	10/31/2013	Active	31	1	0	3.33%	29		2	Y		N	10/2025		
	Exc Award (06/30/2019, 06/30/2023, 06/30/2024)															
151742	Alangudi Anantham	08/01/2022	Active	22	0	0	0.00%	23		1	Y			08/2025		
	Exc Award (06/30/2023, 06/30/2024)															
129993	Alangudi Centennial	02/15/2017	Active	28	0	0	0.00%	32		4	Y			10/2025		
	Exc Award (06/30/2021)															
64924	AMMAPET	01/09/2002	Active	44	5	0	12.82%	37		1	Y		N	10/2025		\$46.55
	Exc Award (06/30/2017, 06/30/2018, 06/30/2021)															
147390	Andimadam	07/04/2021	Active	62	2	0	3.33%	95		0	Y			10/2024		
	Exc Award (06/30/2023, 06/30/2024)															
122923	Andimadam Impress	08/12/2014	Active(1)	48	8	2	14.29%	65	0	1	Y		N	09/2025		\$988.78
	Exc Award (06/30/2017, 06/30/2019, 06/30/2020, 06/30/2021, 06/30/2023, 06/30/2024)															
137243	Andimadam Super Shine	01/16/2019	Active(1)	18	0	0	0.00%	18		5	Y			08/2024	90+ Days	



Club Health Assessment for DISTRICT 3242 F through October 2025

			Status	Membership						Reports				Finance	LCIF	
Club Number	Club Name	Charter Date	Times in Status Quo in Past 2 Years	Current Member Count **	YTD Members Added	YTD Members Dropped	YTD Net Growth% ***	Member Count 1 Year Ago	Dropped Members Avg.Length of Service	Months Since Membership Update	Current Officers Reported ****	Current President Repeated Term	VP Reported *****	Last Date Reported Service (mm/yyyy)	Account Balance	YTD Donations
Exc Award (06/30/2022)			Active	20	1	1	0.00%	28	23	2	Y		N	10/2025		
65093	ARAVAKURUCHI	03/22/2002														
Exc Award (06/30/2017, 06/30/2023)			Active	36	1	1	0.00%	40	3	1	Y		N	08/2025		
152065	Arimalam	08/01/2022														
Exc Award (06/30/2023)			Active	25	0	0	0.00%	28	8	Y			08/2025			
61584	ARIYALUR	03/02/1999														
100499	ARIYALUR CEMENT CITY	11/02/2007	Active(2)	45	18	6	36.36%	47	7	0	Y		N	08/2025		
142217	Ariyalur Chozha	07/20/2020	Active(2)	25	11	7	19.05%	34	3	2	N	None	N	07/2025		
Exc Award (06/30/2021)			Active(1)	23	1	0	4.55%	25	2	Y			07/2024			
138870	Ariyalur Inspire	08/23/2019														
Exc Award (06/30/2020, 06/30/2023)			Active(2)	17	4	2	13.33%	21	2	1	Y		N	08/2025		
155080	Ariyalur Kings	08/03/2023														
155086	Ariyalur Mid Town	07/17/2023	Active	35	0	0	0.00%	34		7	Y		N	10/2024		
Exc Award (06/30/2024)			Active	18	3	3	0.00%	21	2	3	Y		N	07/2025		
151744	Ariyalur Number One	08/24/2022														
Exc Award (06/30/2023)			Active(1)	36	0	0	0.00%	36	5	Y		N	08/2025			
131188	Ariyalur Royal Centennial	06/15/2017														
63942	AYAKKARANPULAM	01/24/2001	Active(1)	97	15	0	18.29%	86		0	Y		N	10/2025		
Exc Award (06/30/2023, 06/30/2024)			Active	40	8	0	25.00%	36	3	Y			N	10/2025		
65235	AYYAMPETTAI TOWN	04/24/2002														
Exc Award (06/30/2021)			Active	75	14	0	22.95%	71	3	Y			07/2025			
155082	Bikshandarkoil Oscar	07/18/2023														
Exc Award (06/30/2024)			Active	41	6	0	17.14%	33	3	Y			10/2025			
100501	BUDALUR	11/06/2007														
Exc Award (06/30/2021, 06/30/2023, 06/30/2024)			Active(1)	20	0	0	0.00%	26	4	Y	2		08/2024			
132272	Chettikulam	07/19/2017														
65000	CHINNADHARAPURAM	02/13/2002	Active	29	0	0	0.00%	29		9	N	None		12/2024		
Exc Award (06/30/2023)			Active(1)	13	0	0	0.00%	22	4	Y			08/2024			
136027	Dalmiapuram Shine	08/01/2018														
Exc Award (06/30/2023, 06/30/2024)			Cancelled(8*)	0	0	18	-100.00%	20	7	2	N	None		11/2024		
108159	DARASURAM	04/21/2010														
Exc Award (06/30/2023)																



Club Health Assessment for DISTRICT 3242 F through October 2025

			Status	Membership					Reports					Finance	LCIF	
Club Number	Club Name	Charter Date	Times in Status Quo in Past 2 Years	Current Member Count **	YTD Members Added	YTD Members Dropped	YTD Net Growth% ***	Member Count 1 Year Ago	Dropped Members Avg.Length of Service	Months Since Membership Update	Current Officers Reported ****	Current President Repeated Term	VP Reported *****	Last Date Reported Service (mm/yyyy)	Account Balance	YTD Donations
123402	Eravanchery Kings	10/17/2014	Active	46	2	0	4.55%	51		2	Y			10/2025		
	Exc Award (06/30/2017, 06/30/2019, 06/30/2021, 06/30/2022)															
151031	Jayankondam	06/07/2022	Active	38	0	0	0.00%	37		5	Y			10/2025		
	Exc Award (06/30/2023, 06/30/2024)															
60741	JAYANKONDAM CHOZHAN CITY	05/05/1998	Active	91	3	0	3.41%	104		2	Y			10/2025		\$900.84
	Exc Award (06/30/2016, 06/30/2019, 06/30/2021)															
128464	Jayankondam Royal Centennial	08/24/2016	Active(1)	31	0	0	0.00%	39		2	Y		N	10/2025		
	Exc Award (06/30/2017)															
146794	Jayankondam Sineham Kings	06/19/2021	Active(1)	54	7	0	14.89%	61		1	Y			10/2025		
	Exc Award (06/30/2022, 06/30/2023)															
116030	KABISTHALAM	02/07/2012	Active	35	6	0	20.69%	28		1	Y		N	09/2025		\$50.51
	Exc Award (06/30/2016, 06/30/2017, 06/30/2019)															
98671	KALLAKKUDI	02/27/2007	Active(1)	23	3	1	9.52%	21	4	0	Y		N	07/2025		
	Exc Award (06/30/2024)															
32400	KARAIKAL	06/11/1976	Active(1)	23	0	0	0.00%	23		4	Y			12/2024		
	Exc Award (06/30/2023)															
147509	Karaikal Ammaiyar	07/16/2021	Active	26	3	0	13.04%	23		2	Y		N	10/2025		\$1,020.72
98125	KARAIKAL FRENCH TOWN	12/07/2006	Active(1)	31	5	2	10.71%	32	8	2	Y			09/2025		
	Exc Award (06/30/2017, 06/30/2023, 06/30/2024)															
123140	Karaikal Impress	09/18/2014	Active	21	3	0	16.67%	22		2	Y			08/2025		
	Exc Award (06/30/2023)															
118240	KARAIKAL KINGS	11/02/2012	Active	16	0	2	-11.11%	20	4	1	Y			10/2025	90+ Days	
	Exc Award (06/30/2017, 06/30/2021, 06/30/2023)															
103897	KARAIKAL PORT CITY	11/03/2008	Active	17	3	0	21.43%	16		2	Y		N	08/2025		
136405	Karaikal Shine	12/21/2018	Active(1)	10	0	0	0.00%	12		4	Y		N	01/2025	90+ Days	
	Exc Award (06/30/2023)															
63526	KARUR HANDLOOM TEXTILE CITY	08/21/2000	Active	35	5	1	12.90%	38	14	1	Y		N	10/2025		\$1,031.19
	Exc Award (06/30/2017)															
26422	KARUR HOST	01/27/1960	Active	183	2	0	1.11%	189		2	Y		N	10/2025		\$1,019.55



Club Health Assessment for DISTRICT 3242 F through October 2025

			Status	Membership						Reports				Finance	LCIF	
Club Number	Club Name	Charter Date	Times in Status Quo in Past 2 Years	Current Member Count **	YTD Members Added	YTD Members Dropped	YTD Net Growth% ***	Member Count 1 Year Ago	Dropped Members Avg.Length of Service	Months Since Membership Update	Current Officers Reported ****	Current President Repeated Term	VP Reported *****	Last Date Reported Service (mm/yyyy)	Account Balance	YTD Donations
155089	Exc Award (06/30/2017, 06/30/2021, 06/30/2023, 06/30/2024) Karur Imayam	07/17/2023	Active	59	10	2	15.69%	57	2	1	Y		N	10/2025		\$350.33
78145	Exc Award (06/30/2024) KARUR MAJESTIC	01/28/2004	Active	34	8	0	30.77%	29		0	Y			10/2025		\$1,201.11
155090	Exc Award (06/30/2021, 06/30/2023, 06/30/2024) Karur Paramathi	07/17/2023	Active	39	5	0	14.71%	35		2	Y			10/2025		
121558	Exc Award (06/30/2024) Karur Platinum	03/13/2014	Active	23	1	2	-4.17%	28	1	1	Y		N	10/2025		
131839	Karur Sakthi	07/03/2017	Active	40	6	0	17.65%	35		1	Y		N	10/2025		\$159.46
131895	Exc Award (06/30/2020, 06/30/2021, 06/30/2022, 06/30/2023) Karur Victory Birds	07/03/2017	Active	20	2	0	11.11%	21		2	Y			09/2025		
67168	Exc Award (06/30/2021) KEERANUR	01/21/2003	Active	56	1	0	1.82%	60		1	Y		R	10/2025		
153736	Exc Award (06/30/2018, 06/30/2020, 06/30/2021, 06/30/2022, 06/30/2023, 06/30/2024, 06/30/3017) Keeranur Aram	04/28/2023	Active(1)	30	10	1	42.86%	21	2	0	Y		N	09/2025		
77435	Exc Award (06/30/2024) KILVELUR	09/24/2003	Active	30	7	0	30.43%	26		0	Y		R	10/2025		
139658	Exc Award (06/30/2017, 06/30/2023, 06/30/2024) Kollidam Inspire	10/15/2019	Active	22	3	0	15.79%	27		1	Y		N	08/2025		
123300	Exc Award (06/30/2020, 06/30/2021, 06/30/2023, 06/30/2024) Koppampatty Impress	10/08/2014	Active	59	0	0	0.00%	60		4	Y			09/2025		
144051	Exc Award (06/30/2019, 06/30/2021) Koppampatty Sineham	12/30/2020	Active(1)	24	0	0	0.00%	39		0	Y			07/2024		
135816	Exc Award (06/30/2023) Koppanapatty Shine	07/26/2018	Active	58	10	0	20.83%	53		2	Y			10/2025		
109251	Exc Award (06/30/2022, 06/30/2023, 06/30/2024) KOTTUCHERRY EDUCATIONAL CITY Exc Award (06/30/2017, 06/30/2023)	09/17/2010	Active(1)	24	0	0	0.00%	24		2	Y			07/2024		



Club Health Assessment for DISTRICT 3242 F through October 2025

			Status	Membership						Reports				Finance	LCIF	
Club Number	Club Name	Charter Date	Times in Status Quo in Past 2 Years	Current Member Count **	YTD Members Added	YTD Members Dropped	YTD Net Growth% ***	Member Count 1 Year Ago	Dropped Members Avg.Length of Service	Months Since Membership Update	Current Officers Reported ****	Current President Repeated Term	VP Reported *****	Last Date Reported Service (mm/yyyy)	Account Balance	YTD Donations
142662	Kottucherry Royal	09/08/2020	Active	24	1	0	4.35%	23		3	Y		N	08/2025		\$23.28
	Exc Award (06/30/2023, 06/30/2024)															
121571	Kudanthai A G E	03/14/2014	Active	46	5	0	12.20%	46		1	Y			09/2025		\$1,029.21
	Exc Award (06/30/2020, 06/30/2021, 06/30/2023)															
65220	KUDANTHAI CAUVERY	04/15/2002	Active	65	4	0	6.56%	66		2	Y		N	08/2025		\$1,043.76
	Exc Award (06/30/2020, 06/30/2021, 06/30/2023)															
58899	KUDANTHAI CITY	12/02/1996	Active	74	4	2	2.78%	76	6	0	Y		R	09/2025		\$423.65
	Exc Award (06/30/2016, 06/30/2019, 06/30/2021, 06/30/2022)															
118512	KUDANTHAI GREEN TOWN	12/26/2012	Active	34	5	0	17.24%	27		1	Y			08/2025		\$100.09
	Exc Award (06/30/2023, 06/30/2024)															
156000	Kudanthai Kings	09/12/2023	Active	19	2	1	5.56%	22	2	1	Y			09/2025		
	Exc Award (06/30/2024)															
132922	Kudanthai Maha Sakthi	10/24/2017	Active	183	12	0	7.02%	158		0	Y		N	10/2025		\$1,901.06
	Exc Award (06/30/2019, 06/30/2021, 06/30/2022, 06/30/2023)															
145170	Kudanthai Marudham	03/10/2021	Active	34	2	0	6.25%	36		2	Y		N	09/2025		
143243	Kudanthai Youth Stars	10/15/2020	Active	21	1	3	-8.70%	23	5	1	Y		N	08/2025		\$10.82
	Exc Award (06/30/2022)															
42620	KULITHALAI	04/26/1983	Active	51	2	0	4.08%	56		2	Y		N	09/2025		\$100.10
	Exc Award (06/30/2019, 06/30/2023, 06/30/2024)															
128465	Kulithalai Centennial	08/24/2016	Active(1)	26	2	0	8.33%	25		0	Y		N	08/2025		
	Exc Award (06/30/2021, 06/30/2023)															
26424	KUMBAKONAM HOST	11/05/1967	Active	138	9	1	6.15%	143	17	0	Y		N	10/2025		\$150.14
	Exc Award (06/30/2017, 06/30/2020, 06/30/2022)															
82492	KUMBAKONAM KUDANTHAI MAHAMAHAM	06/02/2004	Active	44	10	0	29.41%	51		0	Y			10/2025		\$1,102.02
	Exc Award (06/30/2016, 06/30/2017, 06/30/2021, 06/30/2023, 06/30/2024)															
101618	KUMBAKONAM TEMPLE CITY	03/27/2008	Active	29	1	0	3.57%	41		2	Y			08/2025		
	Exc Award (06/30/2023, 06/30/2024)															
144291	Kumbakonam Vallalar	12/31/2020	Active	31	3	0	10.71%	35		2	Y			10/2025		\$50.05
	Exc Award (06/30/2021)															




Club Health Assessment for DISTRICT 3242 F through October 2025

			Status	Membership					Reports				Finance	LCIF		
Club Number	Club Name	Charter Date	Times in Status Quo in Past 2 Years	Current Member Count **	YTD Members Added	YTD Members Dropped	YTD Net Growth% ***	Member Count 1 Year Ago	Dropped Members Avg.Length of Service	Months Since Membership Update	Current Officers Reported ****	Current President Repeated Term	VP Reported *****	Last Date Reported Service (mm/yyyy)	Account Balance	YTD Donations
44678	KUTTALAM	02/13/1985	Active	57	1	0	1.79%	57		2	Y			08/2025		
	Exc Award (06/30/2021, 06/30/2022, 06/30/2023, 06/30/2024)															
35259	LALGUDI	03/06/1978	Active	57	0	0	0.00%	67		2	Y		N	10/2025		
	Exc Award (06/30/2018, 06/30/2021, 06/30/2023, 06/30/2024)															
60341	MADUKKUR	02/03/1998	Active(1)	32	1	0	3.23%	38		3	Y		N	07/2025		
	Exc Award (06/30/2017, 06/30/2018, 06/30/2021)															
65074	MANACHANALLUR	03/12/2002	Active	46	5	1	9.52%	49	5	1	Y		N	09/2025		
	Exc Award (06/30/2017, 06/30/2020, 06/30/2021, 06/30/2023)															
99346	MANAPPARAI	05/08/2007	Active(1)	92	3	0	3.37%	92		0	Y		N	10/2025		\$1,000.93
	Exc Award (06/30/2016, 06/30/2020, 06/30/2021, 06/30/2022)															
143194	Manapparai Wisdom	11/03/2020	Active	23	3	0	15.00%	22		3	Y	2	N	07/2025		
40397	MANNARGUDI HOST	09/09/1981	Active	55	1	0	1.85%	58		1	Y		N	10/2025		
	Exc Award (06/30/2017, 06/30/2020, 06/30/2021)															
147368	Mannargudi Manitham	07/06/2021	Active(1)	18	2	0	12.50%	25		1	Y		N	10/2025		
	Exc Award (06/30/2023)															
146287	Mannargudi Sineham	06/16/2021	Active(1)	19	5	1	26.67%	26	8	3	Y		N	08/2025		\$1,201.12
120898	Mannargudi Temple City	12/05/2013	Active(1)	38	4	8	-9.52%	42	5	1	Y			08/2025		
	Exc Award (06/30/2019, 06/30/2021)															
98127	MATHUR	12/07/2006	Active	28	6	0	27.27%	21		3	Y		IP	07/2024	90+ Days	
	Exc Award (06/30/2023)															
60168	MAYILADUTHURAI CENTRAL	12/02/1997	Active	129	6	0	4.88%	133		2	Y		N	10/2025		\$4,954.60
	Exc Award (06/30/2017, 06/30/2022, 06/30/2023, 06/30/2024)															
138306	Mayiladuthurai Central Shine	06/19/2019	Active	41	6	3	7.89%	36	3	1	Y		N	10/2025		\$1,050.97
	Exc Award (06/30/2021)															
64305	MAYILADUTHURAI NEW CENTURY	05/14/2001	Active	29	0	0	0.00%	32		2	Y			06/2025		
	Exc Award (06/30/2023)															
148194	Mayiladuthurai Spectrum	09/14/2021	Active	21	4	0	23.53%	22		1	Y			10/2025		
127217	Mayiladuthurai Victory	04/07/2016	Active	31	5	0	19.23%	26		2	Y			10/2025		




Club Health Assessment for DISTRICT 3242 F through October 2025

			Status	Membership						Reports				Finance	LCIF	
Club Number	Club Name	Charter Date	Times in Status Quo in Past 2 Years	Current Member Count **	YTD Members Added	YTD Members Dropped	YTD Net Growth% ***	Member Count 1 Year Ago	Dropped Members Avg.Length of Service	Months Since Membership Update	Current Officers Reported ****	Current President Repeated Term	VP Reported *****	Last Date Reported Service (mm/yyyy)	Account Balance	YTD Donations
Exc Award (06/30/2023, 06/30/2024)																
26434	MAYURAM	12/12/1966	Active(1)	81	4	1	3.85%	91	1	0	Y		N	10/2025		
Exc Award (06/30/2017, 06/30/2019)																
123897	Meensuruttu Impress	12/30/2014	Active(1)	22	0	0	0.00%	22		14	N	None		09/2024	90+ Days	
Exc Award (06/30/2023)																
65211	MIMISAL	04/09/2002	Active(1)	26	0	3	-10.34%	37	9	0	Y			10/2025		\$100.09
Exc Award (06/30/2023)																
33781	MUSIRI	04/14/1977	Active	77	4	0	5.48%	74		2	Y			09/2025		
Exc Award (06/30/2017, 06/30/2020, 06/30/2023, 06/30/2024)																
138871	Musiri Inspire	08/26/2019	Active	48	4	0	9.09%	46		2	Y		N	01/2025		
Exc Award (06/30/2020, 06/30/2021, 06/30/2022, 06/30/2023, 06/30/2024)																
154375	Musiri Town	06/07/2023	Active	48	4	0	9.09%	46		2	Y			07/2024		
45749	MUTHUPET	01/06/1986	Active	32	7	0	28.00%	25		2	Y			07/2025		
Exc Award (06/30/2020, 06/30/2023)																
68615	NAGAPATTINAM PORT TOWN	04/15/2003	Active(1)	40	3	1	5.26%	38	0	2	Y		N	09/2025		\$100.09
Exc Award (06/30/2023)																
133158	Nagapattinam Temple City	11/19/2017	Active	38	9	0	31.03%	34		1	Y		N	10/2025		
Exc Award (06/30/2023)																
36359	NAGORE NAGAPATTINAM	12/11/1978	Active(1)	74	6	1	7.25%	84	1	0	Y		N	10/2025		
Exc Award (06/30/2023, 06/30/2024)																
57535	NANNILAM	11/10/1995	Active(1)	12	3	0	33.33%	17		2	Y		IP	08/2024	90+ Days	
Exc Award (06/30/2017, 06/30/2020)																
64332	NATCHIAR KOIL	05/22/2001	Active	73	6	2	5.80%	74	5	1	Y		N	10/2025		\$1,205.77
Exc Award (06/30/2017, 06/30/2018, 06/30/2019, 06/30/2021)																
151345	Nedungadu	06/20/2022	Active	43	13	1	38.71%	34	0	1	Y		N	10/2025		
Exc Award (06/30/2023)																
123790	Noyyal	12/12/2014	Active	45	3	0	7.14%	46		2	Y			08/2025		
Exc Award (06/30/2023)																
56859	ORATHANAD	04/20/1995	Active(1)	50	1	0	2.04%	51		3	Y			10/2025		\$29.10
Exc Award (06/30/2017, 06/30/2021, 06/30/2023, 06/30/2024)																
61766	PADALUR	04/06/1999	Active	58	9	2	13.73%	44	1	3	Y		N	01/2025		\$111.16



Club Health Assessment for DISTRICT 3242 F through October 2025

			Status	Membership						Reports				Finance	LCIF	
Club Number	Club Name	Charter Date	Times in Status Quo in Past 2 Years	Current Member Count **	YTD Members Added	YTD Members Dropped	YTD Net Growth% ***	Member Count 1 Year Ago	Dropped Members Avg.Length of Service	Months Since Membership Update	Current Officers Reported ****	Current President Repeated Term	VP Reported *****	Last Date Reported Service (mm/yyyy)	Account Balance	YTD Donations
108204	PADALUR HEAVEN	04/23/2010	Active	48	1	0	2.13%	46		3	Y			08/2025		
	Exc Award (06/30/2021)															
132201	Palakurichy Pride	08/07/2017	Active	11	0	3	-21.43%	13	6	1	Y			01/2024	90+ Days	
	Exc Award (06/30/2023)															
60169	PALLAPATTI	12/01/1997	Active	35	7	2	16.67%	29	2	0	Y		N	04/2025	90+ Days	\$1,101.02
112167	PANDANALLUR	09/02/2011	Active	27	1	0	3.85%	26		3	Y	2	N	09/2025		
	Exc Award (06/30/2023, 06/30/2024)															
43289	PAPANASAM	12/13/1983	Active	61	2	0	3.39%	68		1	Y		N	10/2025		\$697.17
	Exc Award (06/30/2017, 06/30/2019, 06/30/2021, 06/30/2022)															
153499	Papanasam Kings	01/27/2023	Active	37	1	0	2.78%	42		3	Y		N	09/2025		
	Exc Award (06/30/2023, 06/30/2024)															
151260	Parasalur Royal City	06/20/2022	Active(1)	20	3	0	17.65%	24		3	Y			07/2025		
	Exc Award (06/30/2023)															
26440	PATTUKKOTTAI HOST	02/07/1972	Active(1)	72	0	0	0.00%	72		4	Y		N	08/2025		
	Exc Award (06/30/2016, 07/01/2017)															
66409	PATTUKKOTTAI QUEEN CITY	06/28/2002	Active	46	0	0	0.00%	46		5	Y			07/2025		
	Exc Award (06/30/2017, 06/30/2020)															
65056	PATTUKOTTAI SILK CITY	03/06/2002	Active(2)	25	0	0	0.00%	27		5	Y	2		09/2025		
	Exc Award (06/30/2016, 06/30/2017, 06/30/2023, 06/30/2024)															
43681	PERAMBALUR	03/12/1984	Active(1)	252	0	1	-0.40%	269	9	2	Y			03/2024		
	Exc Award (06/30/2017, 06/30/2023)															
131328	Perambalur Centennial	06/16/2017	Active(1)	29	0	0	0.00%	39		4	Y		N	07/2025		
	Exc Award (06/30/2020, 06/30/2021, 06/30/2022, 06/30/2023)															
131382	Perambalur Royal Centennial	06/16/2017	Active(2)	29	6	0	26.09%	29		1	Y			10/2025	90+ Days	\$100.09
	Exc Award (06/30/2021, 06/30/2023)															
134779	Perambalur Supreme	06/15/2018	Active	57	14	12	3.64%	37	4	2	Y		N	07/2025		
	Exc Award (06/30/2022, 06/30/2023, 06/30/2024)															
155085	Perambalur Supreme Star	07/17/2023	Active	25	1	0	4.17%	21		0	Y		N	08/2025	90+ Days	
135297	Perambalur Town	06/20/2018	Active(1)	39	1	0	2.63%	35		0	Y		N	10/2025		
127446	Perambalur Victory	05/04/2016	Active	115	7	0	6.48%	139		1	Y			10/2025		



Club Health Assessment for DISTRICT 3242 F through October 2025

			Status	Membership						Reports				Finance	LCIF	
Club Number	Club Name	Charter Date	Times in Status Quo in Past 2 Years	Current Member Count **	YTD Members Added	YTD Members Dropped	YTD Net Growth% ***	Member Count 1 Year Ago	Dropped Members Avg.Length of Service	Months Since Membership Update	Current Officers Reported ****	Current President Repeated Term	VP Reported *****	Last Date Reported Service (mm/yyyy)	Account Balance	YTD Donations
Exc Award (06/30/2018, 06/30/2021)			Active	101	20	0	24.69%	85		0	Y		N	09/2025	90+ Days	
55906	PERAVURANI	06/27/1994														
Exc Award (06/30/2017, 06/30/2019, 06/30/2021, 06/30/2023)			Active	67	13	0	24.07%	53		1	Y			10/2025		
138872	Peravurani Coconut City Inspire	08/26/2019														
Exc Award (06/30/2020, 06/30/2021)			Active	52	1	0	1.96%	53		3	Y		07/2025			
46991	PONNAMARAVATHY	02/27/1987														
Exc Award (06/30/2017, 06/30/2020, 06/30/2023, 06/30/2024)			Active	56	2	3	-1.75%	57	9	1	Y		09/2025			
66901	PONNAMARAVATHY CITY	11/22/2002														
Exc Award (06/30/2017, 06/30/2021, 06/30/2024)			Active	105	10	0	10.53%	97		1	Y		N	09/2025		
66909	PONNAMARAVATHY ROYAL	11/22/2002														
Exc Award (06/30/2016, 06/30/2017, 06/30/2022, 06/30/2023, 06/30/2024)			Active	41	3	0	7.89%	47		1	Y		N	08/2025		
136613	Ponnamaravathy Shine	11/29/2018														
Exc Award (06/30/2020, 06/30/2021, 06/30/2022, 06/30/2023)			Active	31	5	0	19.23%	31		2	Y		N	09/2025		
148701	Poompuhar	11/16/2021														
Exc Award (06/30/2023, 06/30/2024)			Active	25	5	3	8.70%	28	3	2	Y			10/2025		
150522	Poonthottam	04/14/2022														
Exc Award (06/30/2022)			Active(1)	35	1	0	2.94%	39		3	Y		R	09/2025		
44679	PORAYAR TRANQUEBAR	02/04/1985														
Exc Award (06/30/2022)			Active(2)	22	0	0	0.00%	22		3	Y			09/2025		
153929	Pudukkottai Anandham	03/20/2023														
Exc Award (06/30/2024)			Active	20	2	0	11.11%	25		3	Y			09/2025		
154799	Pudukkottai Aram	06/20/2023														
Exc Award (06/30/2024)			Active(2)	20	0	0	0.00%	27		1	Y			07/2025		
131940	Pudukkottai Century	07/03/2017														
Exc Award (06/30/2024)			Active	18	0	0	0.00%	17		5	Y			90+ Days		
153988	Pudukkottai Kings	04/19/2023														
Exc Award (06/30/2024)			Active	33	1	0	3.13%	36		2	Y		N	10/2025		
90241	PUDUKKOTTAI VICTORY	11/29/2005														
Exc Award (06/30/2017, 06/30/2021, 06/30/2023)			Active(1)	14	0	0	0.00%	26		4	Y	2		09/2024		
64069	PUGALUR	03/12/2001														
Exc Award (06/30/2017, 06/30/2023)			Active	28	3	2	3.70%	37	8	0	Y		N	10/2025		
131851	Pullambadi Pride	07/03/2017														
Exc Award (06/30/2020)																



Club Health Assessment for DISTRICT 3242 F through October 2025

			Status	Membership						Reports				Finance	LCIF	
Club Number	Club Name	Charter Date	Times in Status Quo in Past 2 Years	Current Member Count **	YTD Members Added	YTD Members Dropped	YTD Net Growth% ***	Member Count 1 Year Ago	Dropped Members Avg.Length of Service	Months Since Membership Update	Current Officers Reported ****	Current President Repeated Term	VP Reported *****	Last Date Reported Service (mm/yyyy)	Account Balance	YTD Donations
135438	S Pudur Sky Well Shine	07/26/2018	Active	61	4	1	5.17%	57	7	0	Y		N	07/2025		\$1,050.98
	Exc Award (06/30/2019, 06/30/2021)															
60895	SANKARANPANDAL	06/16/1998	Active	31	0	0	0.00%	29		0	Y			08/2025		
	Exc Award (06/30/2017, 06/30/2020, 06/30/2024)															
57136	SEMBANARKOIL	06/28/1995	Active	82	12	0	17.14%	72		1	Y		N	10/2025		\$2,776.19
	Exc Award (06/30/2016, 06/30/2017, 06/30/2020, 06/30/2024)															
150729	Sembanarkoil Kings	05/19/2022	Active	28	2	0	7.69%	35		3	Y			09/2024		
	Exc Award (06/30/2024)															
136922	Sembanarkoil Shine	12/21/2018	Active(1)	33	3	2	3.13%	27	2	2	Y		N	04/2025		
	Exc Award (06/30/2020, 06/30/2022)															
78709	SEMBANARKOIL TEMPLE CITY	04/01/2004	Active(1)	5	0	0	0.00%	0		0	Y			10/2025		
146066	Sendurai Sineham	05/04/2021	Active	37	1	0	2.78%	40		1	Y		R	07/2025		
	Exc Award (06/30/2022, 06/30/2023, 06/30/2024)															
109038	SENGIPATTI	08/06/2010	Active(1)	15	0	2	-11.76%	20	9	0	Y			08/2024		
38747	SIRKAZHI	06/18/1980	Active	63	1	1	0.00%	63	2	1	Y			10/2025		\$1,140.59
	Exc Award (06/30/2021)															
26448	SRIRANGAM	09/17/1967	Active(2)	38	5	6	-2.56%	37	15	0	Y			10/2025		\$1,019.55
	Exc Award (06/30/2021)															
147159	Srirangam Classic	07/29/2021	Active	17	0	0	0.00%	17		4	Y		N	07/2025		
	Exc Award (06/30/2023)															
139134	Srirangam Inspire	08/26/2019	Active	48	2	0	4.35%	56		2	Y			10/2025		
	Exc Award (06/30/2020, 06/30/2021, 06/30/2023)															
125759	Srirangam Royal	09/16/2015	Active	31	0	0	0.00%	45		4	Y		N	11/2024		
	Exc Award (06/30/2020, 06/30/2021)															
65226	SWAMIMALAI	04/15/2002	Active	54	5	0	10.20%	51		2	Y			09/2025		
	Exc Award (06/30/2020, 06/30/2021, 06/30/2023)															
52081	T PALUR	10/10/1991	Active	47	1	0	2.17%	53		3	Y		N	05/2025		\$100.09
	Exc Award (06/30/2017, 06/30/2019, 06/30/2020, 06/30/2021, 06/30/2023)															
106485	THALANAYAR	08/31/2009	Active(1)	17	3	0	21.43%	21		1	Y			10/2025		



Club Health Assessment for DISTRICT 3242 F through October 2025

			Status	Membership						Reports				Finance	LCIF	
Club Number	Club Name	Charter Date	Times in Status Quo in Past 2 Years	Current Member Count **	YTD Members Added	YTD Members Dropped	YTD Net Growth% ***	Member Count 1 Year Ago	Dropped Members Avg.Length of Service	Months Since Membership Update	Current Officers Reported ****	Current President Repeated Term	VP Reported *****	Last Date Reported Service (mm/yyyy)	Account Balance	YTD Donations
155087	Thanjavur Aadhavan	07/31/2023	Active	34	7	1	21.43%	40	1	0	Y		N	10/2025		\$1,101.02
	Exc Award (06/30/2024)															
153222	Thanjavur Agaram	12/19/2022	Active	17	1	0	6.25%	16		3	Y			09/2025		
	Exc Award (06/30/2023)															
115106	THANJAVUR AGRO CITY	09/16/2011	Active	12	0	0	0.00%	13		4	Y		R	07/2025		
	Exc Award (06/30/2017)															
142890	Thanjavur AMC Alumni Virtual	09/17/2020	Active(2)	23	2	4	-8.00%	37	7	1	Y			09/2025		\$1,051.56
	Exc Award (06/30/2022, 06/30/2023, 06/30/2024)															
82637	THANJAVUR ANCIENT CITY	06/16/2004	Active	39	1	0	2.63%	38		3	Y			10/2025		\$1,000.93
	Exc Award (06/30/2017, 06/30/2020)															
135191	Thanjavur Arasan	06/15/2018	Active	39	12	0	44.44%	59		0	Y			10/2025		\$1,000.93
	Exc Award (06/30/2021, 06/30/2023, 06/30/2024)															
67182	THANJAVUR ART CITY	01/21/2003	Active	45	2	0	4.65%	39		1	Y			09/2025		\$1,129.31
	Exc Award (06/30/2016, 06/30/2021, 06/30/2022, 06/30/2023)															
127625	Thanjavur Cauvery	06/07/2016	Active	55	5	2	5.77%	58	11	1	Y		N	10/2025		\$2,001.86
	Exc Award (06/30/2021, 06/30/2022)															
147727	Thanjavur Chakra	08/09/2021	Active	34	6	0	21.43%	32		3	Y		N	09/2025		
58139	THANJAVUR CHOLA	04/15/1996	Active(1)	40	4	0	11.11%	35		1	Y		N	10/2025		
	Exc Award (06/30/2022)															
26450	THANJAVUR HOST	03/28/1960	Active	88	11	0	14.29%	77		1	Y		N	07/2025		\$2,145.02
	Exc Award (06/30/2016, 06/30/2021, 06/30/2022, 06/30/2023, 06/30/2024)															
125956	Thanjavur Kings	10/14/2015	Active	50	2	0	4.17%	52		2	Y			10/2025		\$986.09
	Exc Award (06/30/2017, 06/30/2018, 06/30/2021, 06/30/2023)															
135911	Thanjavur Liberty Shine	07/20/2018	Active(1)	15	2	0	15.38%	0		1	Y		R	10/2025		
	Exc Award (06/30/2019)															
156468	Thanjavur Maharani	10/27/2023	Active(1)	32	2	0	6.67%	29		1	Y			08/2025		\$1,000.93
65212	THANJAVUR PALACE CITY	04/09/2002	Active(1)	23	5	0	27.78%	23		3	Y			08/2025		
	Exc Award (06/30/2021, 06/30/2023)															
107002	THANJAVUR PRINCE	12/11/2009	Active	61	8	0	15.09%	55		2	Y		N	09/2025		\$209.83



Club Health Assessment for DISTRICT 3242 F through October 2025

			Status	Membership						Reports				Finance	LCIF	
Club Number	Club Name	Charter Date	Times in Status Quo in Past 2 Years	Current Member Count **	YTD Members Added	YTD Members Dropped	YTD Net Growth% ***	Member Count 1 Year Ago	Dropped Members Avg.Length of Service	Months Since Membership Update	Current Officers Reported ****	Current President Repeated Term	VP Reported *****	Last Date Reported Service (mm/yyyy)	Account Balance	YTD Donations
Exc Award (06/30/2018, 06/30/2023, 06/30/2024)			Active(1)	17	1	1	0.00%	23	12	0	Y			08/2024		
154820	Thanjavur Sigaram	06/19/2023														
Exc Award (06/30/2024)			Active(1)	23	8	2	35.29%	17	1	2	Y			10/2025		\$100.09
154682	Thanjavur Supreme	06/19/2023														
Exc Award (06/30/2024)			Active	33	2	2	0.00%	37	7	1	Y			10/2025		\$1,851.72
62451	THANJAVUR TEMPLE CITY	10/22/1999														
Exc Award (06/30/2017)			Active(1)	9	0	1	-10.00%	11	5	1	Y			09/2025		
110629	THANJAVUR THENDRAL	03/22/2011														
Exc Award (06/30/2017, 06/30/2020, 06/30/2021, 06/30/2023, 06/30/2024)			Active	98	1	0	1.03%	94		2	Y		N	10/2025		\$1,000.93
66756	THANJAVUR VASANDHAM	10/31/2002														
Exc Award (06/30/2017, 06/30/2020, 06/30/2021, 06/30/2023, 06/30/2024)			Active	75	5	0	7.14%	83		1	Y		N	07/2025		
62679	THANJAVUR VICTORY	01/06/2000														
Exc Award (06/30/2017, 06/30/2018, 06/30/2020, 06/30/2021)			Active(1)	20	3	0	17.65%	21		2	Y		R	07/2024	90+ Days	
148611	Tharangambadi Ozone Beach	11/02/2021														
Exc Award (06/30/2023)			Active	20	2	0	11.11%	15		1	Y		R	10/2025		
97036	THIRUCHIRAPPALLI HELEN KELLER	04/27/2006														
Exc Award (06/30/2017)			Active	25	1	0	4.17%	23		0	Y		N	07/2025		
151423	Thirukkattupalli Agneeswarar	06/23/2022														
Exc Award (06/30/2023)			Active(2)	35	0	0	0.00%	45		4	Y		N	08/2025		
63574	THIRUMAKKOTTAI	09/12/2000														
Exc Award (06/30/2020)			Active(1)	51	0	0	0.00%	51		4	Y			08/2024		\$3,080.77
126963	Thirumanur	03/15/2016														
Exc Award (06/30/2020, 06/30/2023, 06/30/2024)			Active(1)	60	1	0	1.69%	57		3	Y		N	10/2025		\$1,101.02
98878	THIRUNAGESWARAM	03/20/2007														
Exc Award (06/30/2017)			Active	30	11	0	57.89%	16		0	Y		N	09/2025		
65223	THIRUNALLAR TEMPLE CITY	04/15/2002														
Exc Award (06/30/2017)			Active(1)	34	4	0	13.33%	36		2	Y		N	08/2025		
128342	Thiruthuraipoondi Centennial	08/11/2016														
Exc Award (06/30/2020, 06/30/2023, 06/30/2024)			Active(1)	36	0	0	0.00%	49		3	Y		N	09/2025		\$968.34
26454	THIRUVAIYARU	02/26/1971														



Club Health Assessment for DISTRICT 3242 F through October 2025

			Status	Membership						Reports				Finance	LCIF	
Club Number	Club Name	Charter Date	Times in Status Quo in Past 2 Years	Current Member Count **	YTD Members Added	YTD Members Dropped	YTD Net Growth% ***	Member Count 1 Year Ago	Dropped Members Avg.Length of Service	Months Since Membership Update	Current Officers Reported ****	Current President Repeated Term	VP Reported *****	Last Date Reported Service (mm/yyyy)	Account Balance	YTD Donations
Exc Award (06/30/2016, 06/30/2021, 06/30/2023, 06/30/2024)	65218 THIRUVENGADU	04/15/2002	Active(1)	32	2	2	0.00%	33	4	3	Y			10/2025	90+ Days	\$70.99
Exc Award (06/30/2017)	110332 Thiruvidamarudur	02/08/2011	Active	32	1	0	3.23%	37		1	Y		N	07/2024		
Exc Award (06/30/2023, 06/30/2024)	153260 Thuraiyur Princess	01/20/2023	Active	17	0	0	0.00%	18		5	Y			10/2025		
Exc Award (06/30/2023)	55255 THURAIYUR TOWN	01/31/1994	Active	26	1	0	4.00%	27		3	Y			12/2024		
Exc Award (06/30/2021)	56432 THUVAKUDIMALAI	01/16/1995	Active	25	3	0	13.64%	23		2	Y			07/2025		
Exc Award (06/30/2016, 06/30/2021, 06/30/2022)	124819 Tiruchirapalli Kattur	05/11/2015	Active	33	1	3	-5.71%	35	6	3	Y			07/2025		\$503.77
Exc Award (06/30/2017, 06/30/2019, 06/30/2023)	49817 TIRUCHIRAPALLI METROPOLITAN	08/21/1989	Active	31	2	0	6.90%	35		0	Y		N	08/2025		
Exc Award (06/30/2023)	39240 TIRUCHIRAPALLI MID TOWN	12/05/1980	Active	39	5	0	14.71%	37		1	Y		N	09/2025		
Exc Award (06/30/2021)	31966 TIRUCHIRAPALLI ROCK CITY	03/26/1976	Active	36	2	0	5.88%	38		2	Y			10/2025		
Exc Award (06/30/2017, 06/30/2021)	58684 TIRUCHIRAPALLI THILLAINAGAR	09/06/1996	Active	54	4	1	5.88%	49	0	0	Y		N	09/2025		
Exc Award (06/30/2016, 06/30/2017, 06/30/2023)	51255 TIRUCHIRAPALLI WORAIYUR	01/23/1991	Active	39	7	0	21.88%	38		1	Y		N	10/2025		\$2,050.74
Exc Award (06/30/2019, 06/30/2020)	138873 Tiruchirappalli Aanaika Inspire	08/23/2019	Active(1)	22	1	0	4.76%	22		3	Y		N	10/2025		
Exc Award (06/30/2020)	125590 Tiruchirappalli Classic	08/24/2015	Active	36	1	0	2.86%	35		2	Y		N	09/2025		
Exc Award (06/30/2017, 06/30/2021, 06/30/2023)	118673 TIRUCHIRAPPALLI ELITE	01/29/2013	Active	24	1	0	4.35%	23		2	Y			08/2025		
	142271 Tiruchirappalli Fortune	07/22/2020	Active	50	1	0	2.04%	48		1	Y			10/2025		



Club Health Assessment for DISTRICT 3242 F through October 2025

			Status	Membership						Reports				Finance	LCIF	
Club Number	Club Name	Charter Date	Times in Status Quo in Past 2 Years	Current Member Count **	YTD Members Added	YTD Members Dropped	YTD Net Growth% ***	Member Count 1 Year Ago	Dropped Members Avg.Length of Service	Months Since Membership Update	Current Officers Reported ****	Current President Repeated Term	VP Reported *****	Last Date Reported Service (mm/yyyy)	Account Balance	YTD Donations
Exc Award (06/30/2021)			Active(1)	12	1	0	9.09%	25		2	Y			07/2025	90+ Days	\$11.64
156315	Tiruchirappalli Galaxy	09/30/2023														
Exc Award (06/30/2024)																
26457	TIRUCHIRAPPALLI HOST	11/10/1959	Active	52	2	0	4.00%	58	2	Y		N	08/2025			
Exc Award (06/30/2017, 06/30/2019, 06/30/2023)			Active(2)	9	9	0.00%	8	6	2	Y	3		12/2024			
134016	Tiruchirappalli Premier Pride	04/09/2018														
137244	Tiruchirappalli Rockcity Shine	02/06/2019	Active	23	6	0	35.29%	17	3	Y			10/2025			
Exc Award (06/30/2020, 06/30/2023)			Active	42	8	0	23.53%	45	2	Y		R	10/2025			
139331	Tiruchirappalli Rockfort Inspire	08/26/2019														
Exc Award (06/30/2020, 06/30/2021)			Active(2)	18	2	0	12.50%	20	1	Y		N	01/2020			
99205	TIRUCHIRAPPALLI ROCKTOWN	04/24/2007														
Exc Award (06/30/2016, 06/30/2017)			Active	31	2	0	6.90%	45	2	Y		N	10/2025			
155083	Tiruchirappalli Royal	07/17/2023														
Exc Award (06/30/2024)																
147702	Tiruchirappalli Sakthi	07/29/2021	Active(1)	14	0	0	0.00%	19	3	Y			10/2025			
136841	Tiruchirappalli Shine City	11/21/2018	Active	29	9	0	45.00%	29	1	Y			10/2025			
142235	Tiruchirappalli Techno City	07/28/2020	Active(1)	5	0	0	0.00%	5	4	Y	2		07/2025			
130002	Tiruchrappalli Vasantham Centennial	02/15/2017	Active	11	1	0	10.00%	11	2	Y			10/2025			
Exc Award (06/30/2021)			Active	20	1	0	5.26%	18	3	N	None		10/2024			
55378	TIRUKKATTUPPALLI	03/07/1994														
Exc Award (06/30/2017, 06/30/2020, 06/30/2023)			Active	66	3	1	3.13%	63	43	1	Y		N	10/2025		
41420	TIRUTHURAIPUNDI TOWN	05/10/1982														
Exc Award (06/30/2021)			Active(2)	30	1	0	3.45%	28	3	Y			08/2025			
149914	Tiruvarur All is Well	04/06/2022														
Exc Award (06/30/2023)			Active	390	1	16	-3.70%	408	3	0	Y		N	10/2025		
121706	Tiruvarur Araneri	03/28/2014														
Exc Award (06/30/2021, 06/30/2023, 06/30/2024)			Active(1)	15	1	1	0.00%	15	4	1	Y		10/2025			
135452	Tiruvarur Arockiyamadha Shine	07/18/2018														
Exc Award (06/30/2023)			Active	88	0	1	-1.12%	88	22	3	Y		09/2025			
77885	TIRUVARUR CAR CITY	12/02/2003														



Club Health Assessment for DISTRICT 3242 F through October 2025

			Status	Membership						Reports				Finance	LCIF	
Club Number	Club Name	Charter Date	Times in Status Quo in Past 2 Years	Current Member Count **	YTD Members Added	YTD Members Dropped	YTD Net Growth% ***	Member Count 1 Year Ago	Dropped Members Avg.Length of Service	Months Since Membership Update	Current Officers Reported ****	Current President Repeated Term	VP Reported *****	Last Date Reported Service (mm/yyyy)	Account Balance	YTD Donations
Exc Award (06/30/2018, 06/30/2021)																
26459	TIRUVARUR HOST	12/11/1968	Active	48	5	0	11.63%	43		1	Y			10/2025		
Exc Award (06/30/2023)																
118513	TIRUVARUR MANUNEEDHI	01/02/2013	Active	45	2	0	4.65%	50		2	Y	2		10/2025		
Exc Award (06/30/2016, 06/30/2019, 06/30/2022)																
120173	Tiruvapur Victory	08/19/2013	Active	37	5	0	15.63%	32		3	Y		R	09/2024		
Exc Award (06/30/2023)																
120346	Tiruvapur Vilamal	09/16/2013	Active(1)	27	3	0	12.50%	28		0	Y		N	10/2025		
Exc Award (06/30/2021)																
29704	TIRUVERUMBUR	07/24/1974	Active	47	8	0	20.51%	47		0	Y			10/2025		\$1,000.93
Exc Award (06/30/2021, 06/30/2023)																
64344	TRICHIRAPALLI KARUMANDAPAM	05/30/2001	Active	39	9	0	30.00%	29		0	Y		N	10/2025		\$1,000.93
Exc Award (06/30/2020, 06/30/2023)																
54979	TRICHIRAPALLI MAJESTIC	10/19/1993	Active	14	0	1	-6.67%	17	30	2	Y	2		07/2025		
103691	TRICHIRAPPALLI PREMIER	09/22/2008	Active	55	10	4	12.24%	53	11	0	Y		R	09/2025		
Exc Award (06/30/2017, 06/30/2018, 06/30/2019, 06/30/2021)																
106256	TRICHY GOLDEN BAZAAR	08/13/2009	Active(2)	26	2	1	4.00%	29	6	2	Y	2	N	08/2025		
Exc Award (06/30/2019)																
135445	Trichy Samayapuram Shine	07/26/2018	Active(2)	23	8	7	4.55%	23	7	1	Y			10/2025		
115065	TRICHY TEMPLE CITY NO 1 TOLGATE	09/13/2011	Active	48	3	0	6.67%	49		2	Y			08/2025		
Exc Award (06/30/2023, 06/30/2024)																
147679	Udayarpalayam Royal	07/23/2021	Active	25	0	0	0.00%	27		4	Y			09/2025		
64241	ULLIKKOTTAI	04/30/2001	Active(1)	24	0	0	0.00%	25		10	Y			09/2025		
119556	Uppidamangalam	06/10/2013	Active	20	1	0	5.26%	21		2	Y	2		09/2025		
Exc Award (06/30/2024)																
63678	UPPILIYAPURAM	11/08/2000	Active	86	5	1	4.88%	98	10	1	Y		N	08/2025		\$1,024.21
Exc Award (06/30/2020)																
101082	VAILANKANNI	01/24/2008	Active	44	1	0	2.33%	42		3	Y			10/2025		
Exc Award (06/30/2017, 06/30/2023, 06/30/2024)																
65094	VAIRICHETTIPALAYAM	03/22/2002	Active	27	0	0	0.00%	38		2	Y		N	09/2025		



Club Health Assessment for DISTRICT 3242 F through October 2025

Club NumberClub NameCharter Date						Status		Membership					Reports				Finance		LCIF	
						Times in Status Quo in Past 2 Years	Current Member Count **	YTD Members Added	YTD Members Dropped	YTD Net Growth% ***	Member Count 1 Year Ago	Dropped Members Avg.Length of Service	Months Since Membership Update	Current Officers Reported ****	Current President Repeated Term	VP Reported *****	Last Date Reported Service (mm/yyyy)	Account Balance	YTD Donations	
Exc Award (06/30/2020, 06/30/2021, 06/30/2023)						Active	32	1	0	3.23%	33		1	Y			10/2025	90+ Days	\$2,001.86	
112164	VAITHEESHVARANKOIL TEMPLE CITY	09/02/2011																		
Exc Award (06/30/2020, 06/30/2021, 06/30/2023, 06/30/2024)							59	9	0	18.00%	56		0	Y			08/2025			
111050	VAITHEESWARANKOIL CENTRAL	05/09/2011																		
151774	Vaitheeswarankoil Victory	08/01/2022												Y	N		09/2025			
Exc Award (06/30/2024)							103	11	3	8.42%	94	23	1	Y		N				10/2025
42487	VEDARANIAM	03/30/1983																		
Exc Award (06/30/2021)						Active(1)	19	0	0	0.00%	21		6	Y	2		07/2025	\$1,140.01		
123925	Velliyanai	01/07/2015																		
Exc Award (06/30/2021)						Active	29	0	0	0.00%	31		5	Y			08/2025			
107673	VILAKKUDI	02/24/2010																		
Exc Award (06/30/2019, 06/30/2023)																				
Current Total Clubs Count	YTD New Clubs Count	YTD Cancelled Clubs Count	YTD Net Club Gain	Current Total Members Count	YTD Add	YTD Drop	YTD Net Growth	YTD Net Growth %	Member Count 12 Months Ago	Average Member Count Per Club	% of Clubs with less than 20 members	% No Officer Report in 12 Months	% of Clubs with balance 90+ days	Number of Clubs in Status Quo	% Status Quo Clubs in Financial Suspension	Number of Cancelled Clubs	Average Cancelled Club Age	Members Lost Due to Cancellation	% of Clubs Cancelled for Non-Financial Reasons	
293	28	1	27	11,388	1,543	201	1,342	13.36%	10,755	39	13%	1%	8%	0	0%	1	15	18	0%	

* - P - Priority Club. Cancellation Reasons: 1-Objectives/conduct, 2-Non-active club, 5-Non-existing club, 6-Disbanding, 7-Merger, 8-Financial Suspension, 9-District/Multiple District Dues.

** Red denotes below 15 active members.

*** Red denotes 20% + loss.

**** Y - all 3 (President, Secretary, Treasurer) club officers reported, N - not all 3 reported.

***** Abbreviation: N-New, IP-Immediate Past, R-Repeat.